

Tax Roll 1852 (R)



Names	Roll	Products of Corporations	Merchandise	Bills of Exchange	Stock in Steam-boats or other Vessels	Money at Interest	Improvements on Land Claims	Name of Town, or City	No. of Blocks	No. of Lots	Value	Mills & Machinery	Value	No.
Arthur Richard	1					700								2
Athey Las	1					500		Linn City	1	11	300			
Atwood J. G.	1													
Adlam Henry	1							St. Hellens	17	14	50			
in								in	11	18	50			
Anderson W. R.	1													
Allen David	1					2500						1	300	5
Allen Benjamin	1					250		Portland	22	1	600			7
in								in	11	2	500			
in								in						
in								in						
Adams & Co.								Office fixtures & to the amount of						
Alexander L. H.	1													
Addoms Wm.		Wrecking agent	2000											
Abrams W. P.	1							Portland	9	5	200			
in								in	9	4	1000			
Abrams W. P. & Co.								in	71	eight	4000	1	7000	
in								in	8	eight	4000			
Adams Henry	1							in	49	4	250			
Adams & Lewis								in	49	3	850			
Anderson L & Co.	1		8000					in	2	2 & 4	3000			
Allen & Mc Kinley								in	10	7	400			
Abrams M & Co.	1		3000											
Total Carried forward. 12			13,000			3,950					15,200	2	7,500	14



Value	Horses	Value	Mule, Saddle, etc	Value	Cattle	Value	Sheep	Value	Hogs	Value	Clocks & Watches	Value	Musical Instr.	Value	House hold furniture	Total Valuation	Table										
																	County 2	School 1	Territor's 1/2	Builder's 2 1/2	Total						
	2	250			7	225			7	42						1217	2	43	1	22	61	3	00	\$30			
					1	45										843	1	69		84	42	2	12	6	07		
									3	24	1	30				154				15	08		39	1	92		
					5	245										245		49		24	12	62		2	46		
5		500			21	645			25	150	2	30				4345	8	69	4	35	2	17	10	86	27	07	
7		625	3	215	40	1000			30	120																	
																3210	6	62	3	31	1	66	8	27	20	86	
															650	650	1	30		65	32	1	63		3	90	
																										1	00
																2000	4	00		2	00	1	00	5	00	12	00
																1205	2	42	1	24	60	3	01	8	24		
											1	30															
					8	400																					
																15400	30	80	15	40	7	70	38	50	9	2	40
																250		50		25	13	62			2	50	
																850		170		85	42	2	13			5	10
																11030	22	06	11	03	5	52	27	57	6	7	18
																400		80		40	20	1	00			2	40
																3000	6	00	3	00	1	50	7	50	19	00	
14	1375		3	215	8	22560				65	336	5	115		650	44.901	89.80	44.90	22.45	112.25						281.40	

Six hundred <sup>and fifty</sup> dollars



A Names.	Poll.	Property of Corporations	Merchandise	Bills of Exchange.	Stock in Steamboats of other vessels.	Money at Interest	Improvements on Land Claims	Name of Town, or City	No of Block	No of Lot	Value	Mills & Machinery	Value	No of Order	Value
-------------	-------	-----------------------------	-------------	--------------------	--	-------------------	--------------------------------	-----------------------	-------------	-----------	-------	-------------------	-------	----------------	-------

Amount bro <sup>t</sup> forward.	12 0	13.000				3.950					15.200	20.7500.	14		1375
----------------------------------	------	--------	--	--	--	-------	--	--	--	--	--------	----------	----	--	------

Amounts Carried forward.	12	13.000				3.950					15200	20.7500	14		1375
--------------------------	----	--------	--	--	--	-------	--	--	--	--	-------	---------	----	--	------



Taxes.

Horses	Value	Mules, Cattle, &c	Value	Cattle	Value	Sheep	Value	Hogs	Value	Plow & Carriage	Value	Clocks & Utensils	Value	Household Furniture	Total Valuation.	County	School	Territory	Building	Total.
--------	-------	-------------------	-------	--------	-------	-------	-------	------	-------	-----------------	-------	-------------------	-------	---------------------	------------------	--------	--------	-----------	----------	--------

4	1375	3	205	82	2560			65	336			4	115.650	44.901	89	80	44	90	2245	112.25	281.40
---	------	---	-----	----	------	--	--	----	-----	--	--	---	---------	--------	----	----	----	----	------	--------	--------

14	1375	3	215	82	2560			65	336			4	115.650	44.901	89.80	44.90	2245	112.25	281.40
----	------	---	-----	----	------	--	--	----	-----	--	--	---	---------	--------	-------	-------	------	--------	--------



Names.	Roll	Property of Corporate Corp.	Merchandise.	Bills of Exchange.	Stock in Steamboats & other vessels.	Money at Interest.	Improvements on Land Claiming.	Name of Town, or City	No of Block	No of Lot	Value	Mills & Machinery	Value	Total
<u>Amounts brot forward.</u>	12	13.000				3.950			16.200		2 7500		14	13700
<u>Amounts Carried forward.</u>	12	13.000				3.950			15.200		2 7500		14	13700



No	Horses	Value	Mules, Jacks, etc.	Value	Cattle	Value	Sheep	Value	Hogs	Value	Stocks & Metals	Value	Machinery	Value	Household Furnishings over \$500.00	Total Valuation.	Taxes			
																	County schools	Territorial	Building	Total
14	1375	3	215	82	2560			65	336	\$	115			650	44.901	89.80	44.90	22.45	112.25	281.40
14	1375	3	215	82	2560			65	336	\$	115			650	44.901	89.80	44.90	22.45	112.25	281.40



B.	Names	Poll.	Property of Corporations	Merchandise	Bills of Exchange	Stock in Steamships & other vessels	Money at Interest	Improvements on Land Claims	Name of Town or City	No of Block	No of Lot	Value.	Mills & Machinery	Value.	Assess.	
	Amounty brot forward.	12		13,000			3,950					15,200	2	7,500	14	137
	Bellknap S. H.	1					600								2	120
	Bench James	1														
	Baldra William	1					800		Portland	11	104	1,800			8	500
	Burris William	1					700									52
	Burston Alexander	1					600								8	400
	Burston James	1					700								8	400
	Bird N.	1													2	120
	Blare Robinson	1														
	Beak Jacob	1					450								2	175
	Beal John jun.	1					300								1	50
	Butts John	1					850								5	220
	Beal John Senr						400								2	100
	Beal Jacob														1	60
	Black Henry	1					1000		Linn City	11	346	200			16	1000
	Brown Orus	1					500									
	Brown A. C.	1					450								2	100
	Buxton Henry senr.						600								6	350
	Buxton Henry Junr.	1					600								3	180
	Beagle William	1					1700		Portland	182	1	50			7	590
	"								"	"	2	50				
	"								Forest Grove			1000				
	Buckingham L.	1					50						3/8	1600		
	Bridgfarma Leavie						300								2	250
	Bridgfarma A.	1													2	920
	Brown Mrs E.						600								1	125
	Butler Isaac	1					950								3	135
	Bailey H.	1					100								1	60
	Burris Arthur						50								3	150
	Brown Jas.	1					250								1	60
	Been Stephen	1													2	100
	Amounty Carried forward.	34		13,000			16,500					17,500	2 3/8	9,100	111	7265







B. Names.	Poll.	Property of Corporation.	Merchandise.	Bills of Exchange.	Stock in Steam boats & other vessels.	Money advanced.	Improvements on Land Claims.	Name of Town, or City.	No of Blocks.	No of Lots.	Value.	Mills & Machinery.	Value.	No of Lots.	Value.
Amounts brought forward.	34		13,000				16,500				17,500	2 2/3	9,100	111	7,265
Barton Edward	1						200	Portland	181	142	300				
Bullock Jesse	1						250							1	75
Baxter William	1						150								
Brown Charles	1						400							5	500
Barns Caleb	1						150								
Brown J. L.	1						300							1	40
Burns Lawrence	1							Linn City	3	9	100				
Bland William	1						75								
Bird William	1						350	Linn City	9	3	150			1	40
Bird Robert	1						250							1	40
Byron William	1														
Barnum M. R.	1														
Burnsides David	1							Linn City	5	10	50				
"								"	"	11	50				
"								"	"	12	350				
"								Portland	14	4	800				
Barns George								Linn City	25	7	50				
"								"	"	8	50				
"								"	"	9	50				
"								"							
Bull Archibald	1						100							1	50
Bybee, Marshall & Bybee	3						800							7	300
Baker William	1		600	200			200								
Blackston William	1						500	Portland	51	142	400				
Bolch Donald	1						200								
Barker James	1						350								
Bonser John	1						350							5	100
Bonser Stephen	1						200								
Bonser James														4	125
Bennett Squire	1							Milton	5	1	1500			1	50
Amounts Carried forward.	58		13,600	200			21,325				21,350	2 2/3	9,100	138	8,585







B. Names.	Poll.	Property of Corporation.	Merchandise.	Bills of Exchange.	Stock in Steamboat, Yacht, or other vessels.	Money at Interest.	Improvements on Lands Claiming.	Name of Town, or City.	No. of Blocks.	No. of Lots.	Value.	Machinery.	Value.	Other.	Value.
Amounts brot forward,	58		13,600	200		21,325					21,350	2 2/3	9,100	138	8,580
Burrows S. W.	1														
Bishop G. C.	1							Milton			50				
Baylus L.	1					100									
Brown G. W.	1					75									
Boole A.	1							St. Hellens	10	12	50			1	75
Buchanan L. W.	1														
Birdsey S. N.	1											1	7000		
Babcock & Story	2		4500												
Birdsey C. S.	1		1000												
Burnside S. W.	1														
Brown N.	1													1	200
Backus Wm. H.	1		200					Portland	1	1/2 of 0	500				
Blumauer & Co.	2		4000												
Barrell Coleman	1							Portland	2	1/2 of 4	2500			1	125
Bock John M.	1		5000					" "	189	142	100				
" "								" "	156	142	100				
" "								" "	140	142	100				
Boise & Campbell															
Boise R. P.	1														
Bradford S. H.	1							Portland	4	1	400	1	4000		
Boyd S. S. R.	1														
Benton S. L.	1														
Booy J. & Wilson	2													1	35
Butler & Kizer	2		4000												
Baker S. S. Conthens Agent								Portland	201	1	25				
" "								" "	71	3	100				
" "								" "	57	6	100				
" "								" "	147	576	150				
Beard S.	1														
Berry A. M.	1														
Amounts Carried forward,	85		32,300	200		21,500					25,585	4 2/3	20,100	142	9,020



Value, Horse	Value, Mules, Jacks	Value, Cattle	Value Sheep	Value Hogs	Value Cattle & Horses	Value, Cannons &c	Value, Personal Property over \$100	Total Valuation.	Taxes																
									County	School	Territory	Buildings	Total												
138	8585	5	415	582	18150	599	3.210	30	631	1	100	650	97.316	194	63	9.7	32 <sup>4</sup> 8	65 <sup>2</sup> 243	27	641	88				
									1	5			5	01	00				01	1	03				
									1	100			180	30	15		07 <sup>2</sup>		37 <sup>2</sup>	4	90				
		2	60			5	30						190	38	19		09 <sup>2</sup>		47 <sup>2</sup>	2	14				
		3	120			20	80						275	55	27 <sup>2</sup>		14		69	2	65				
1	75												125	25	12 <sup>2</sup>		06 <sup>2</sup>		31 <sup>2</sup>	1	75				
																					1	00			
									1	150			7100	14	20	7	10	3	55	17	75	43	60		
									1	50			4550	9	10	4	55	2	27 <sup>2</sup>	11	37 <sup>2</sup>	29	30		
													1000	2	00	1	00	50	2	50	7	00			
									1	15			15	03	01 <sup>2</sup>		2		03 <sup>2</sup>	1	09				
1	200												300	60	30		15		75	2	80				
													760	152	76		38		190	5	56				
									1	50			4050	8	10	4	05	2	03	10	13	26	31		
1	125								1	18			2643	5	28	2	64	1	32	6	61	16	85		
									1	75															
													5375	10	75	5	37 <sup>2</sup>	2	18 <sup>2</sup>	13	4 <sup>3</sup>	33	25		
													80	16	08		04		20		48				
		1	80										63	13	06		03		16		138				
				1	45				2	18			4400	8	80	4	40	2	20	11	00	27	40		
																						4	00		
																							1	00	
1	35												35	07	03 <sup>2</sup>		02		09		2	21			
													4000	8	00	4	00	2	00	10	00	26	00		
													375	75	37 <sup>2</sup>		18 <sup>2</sup>		93 <sup>2</sup>		2	25			
																							1	00	
																								1	00
142	9020	6	495	588	18375	624	3.320	40	1062	1	100	650	132.807	265.64	132.80	66.40	332.01	8	81.83						



B. Names.	Poll.	Property of Corporations	Merchandise	Bills of Exchange	Stock in Steam boats or other vessels.	Money at Interest	Improvements and Claims	Name of Town or City	No. of Blocks	No. of Lots	Value	Mills & Machinery	Value.	No.	Value
Amounts brot. forward,	85		32,300		200	21,500					35,585	4 2/3	20,100	142	9,020
Baxter S.	1														
Berryman Richard	1														
Buchanan G. G.	1							Portland	204	182	100				
Burke Wm.	1														
Butterfield Mr	1							Portland	115	6	700				
Bennett Wm. H								" "	20	1,394	500				
Barnhart & Co	1		5000					" "	27	3	1800				
" "								" "	26	1	1200				
" "								" "	81	1	800				
Brook Loid								" "	10	5	1800				
Brown G. W.	1		500											1	80
Battler L. W. B.								Portland	26	3	1200				
" "								" "	58	1	800				
" "								" "	12	1	2500				
Brownell Jas.	1							" "	166	8	250				
" "								" "	166	182	200				
Backenstos S. W.	1					1000								1	100
Burns David	1							Newtonmass	4	2	2,000				
Burns Hugh	1					1500		" "	7	8 lots	100				
" "								" "	"	19 lots	10				
" "								" "	"	10	10				
" "								" "	"	12	10				
" "								" "	11	12 lots	150				
" "								" "	9	10	10				
" "								" "	"	11	10				
" "								" "	"	12	10				
" "								" "	8	7	10				
" "								" "	"	8	10				
" "								" "	"	10	10				
Amount Carried forward,	96		37,800		200	24,000					39,775	4 2/3	20,100	142	9,200

of Town



No.	Value	Mules, Jacks &c	Value	Cattle	Value	Sheep	Value	Hogs	Value	Clocks & Watches	Value	Carriage &c	Value	Household value 2000	Total valuations	Taxes								
																County	School	Territory	Building	Total				
142	9.020	6	495	589	98375			624	3320	40	1062	1100	650	132.807	265	61	132	80	66	40	332	01	881	83
																								1 00
																								1 00
										1	40				140		28		14		07		35	1 84
																								1 00
															700		140		70		35		175	5 20
															500		100		50		25		125	3 00
										1	50				8.650		1770		885		442	22	1254	8 0
															1800		360		180		90		450	10 80
1	80			10	300					1	150				1230		245		123		11		307	8 38
															4500		900		450		225		1125	27 00
								2	10	1	10													
															470		94		47		23		117	3 82
1	100			4	120			5	30	2	53			100	1423		285		142		71		356	9 54
															2.000		400		200		100		500	13 00
											1	50												
															1890		378		2089		94		472	12 34
141	9200	6	495	602	18995			631	3380	48	1425	1	100750	15320	312.62		156.31		78.15		390.77		1033.85	



B. Names	Toll	Property Corporation	Merchandise	Rills of Exchange	Stocks in Steam boats, other vessels	Money at Interest	Improvement on Land Claims	Name of Town, or City.	No of Block	No of Lot.	Value	Mills Machinery	Value	Val.
Amounty brot forward.	96	37,800		200		24,000					39,775	4 2/3	20,100	1444
Burns Herg							Linn City	3	9	150			9,200	
Fractional Lot & House										500				
Amounty Carried forward.	96	37,800		200		24,000					40,425	4 2/3	20,100	1449,200







6 Names	Poll.	Property of Corporations	Merchandise	Bills of Exchange	Stock in Steam Boats, Railroads, &c.	Money at Interest	Improvements on Long Claims	Name of Town, or City	No of Black	No of Col	Value	Mills & Machinery	Value	Abolition	
Amounts brot forward.	46		37,800	200		24,000					40,425	4 2/3	20,100	144	420
Cornelius Benj Sen.	-	-	-	-	-	1,600								3	375
Cornelius Lessee	1					450								3	180
Cornelius Thomas R	1					600								6	575
Cunningham John	1					75									
Colder Oratio	1					800								1	60
Cave Las.	-	-	-	-	-	50								2	100
Cooper S. A.	1													1	135
Caldwell W. S.	1							Hillsboro'	8	1	50				
Chase Edward	1				500										
Caldwell Richard	1													2	100
Conklin Charles	1					100								2	100
Cranin Charles	1													7	350
Cooper Frank	1					75		St. Hellens							
Cornelius Benj Jun	1					850								3	150
Chambers Las W.	1				1712	1,440		Portland	48	2	150	1/2	2000	5	700
"								Hillsboro'	7	4	50				
"															
"															
Cain Patrick	1					100									
Copenhaver John S.	1					1200								14	885
Clark Harry	1					800								2	120
Catching William	1					400								2	100
Catching B. H.	1					900								2	75
Canfip James	1					250									
Corman W.	1														
Collard Felix	1					250		Portland						1	125
Cowhick Thomas						100									
Crawford P.	1														
Carson S. W.	1					500									
Cooper Lewis C.						1000								2	200
Amounts brot forward.	119		37,800	200	2212	35,940					40,675	5 1/6	22,100	206	430







Names.	Poll	Property & Copy Rights	Merchandise	Bills of Exchange			Name of Town or City	No of Block	No of Lot	Value	Mills & Machinery	Value	Horses
				Stake in Steam Boat	Stock in Bank	Money at Interest							
Amounts brought forward	119		37.80	200	2212	35040			50.675	5 1/6	22.100	200	13.430
Chandler D.	1					60							
Conley Robert	1												
Copple J. G.	1					250						2	80
Copple Joseph						500						3	120
Cartland N. P.	1						St. Hellens	12	142	300		3	120
"							"			500		1	
Cameron J. M.	1												
Cline Jacob	1					900						2	100
Charlton Joseph	1					1000						6	200
Constable Edward	1					700	Portland	59	142	300		3	250
Constable A	1												
Coam N. W.	1				200								
Cloniger D.	1					250							
Chenoweth W.	1											1	75
Cunningham Joseph						150	St. Hellens	10	18	300		2	80
Couch John W.	1					500	Portland	9	8				
Chappellier & Co.	2		2000									2	70
Corbett Henry							Portland	40	1/2 of 1	3000			
Cook R. P.	1												
Campbell A	1											2	90
Comegys Jacob							Portlana	72	2	1000			
Comfort C. B.	1		800				"	56	142	800			
Caruthers G.	1					1500	"	16	445	2500		1	100
"							"	118	142	800			
"							"	118	344	300			
"							"	3	1/4 of 4	750			
Collins William	1												
Clark Daniel							Portland	2	1/2 of 5	300			
Corum G. W.	1						"	153	rights	200			
See N													
Amounts carried forward	140		110.600	200	2412	110850			549.25	5 1/2	22.100	220	14.715



Value	Horse	Value	Mule Jack	Value	Cattle	Value	Sheep	Value	Hogs	Value	Stock Watch	Value	Carrriage	Value	Household Furn	Total	Valuation	Taxes									
																		County	School	Territorial	Building	Total					
200	13.430	6	495	871	28.070	45	225	847	459	659	1554	2	140	750	187	407	374	92	187	41	93	70	468	51	1243	43	
				4	200										260			52		26		13		65		256	
				1	35			5	25						60			12		06		03		15		136	
2	80			3	100					1	25				435			91		45 <sup>2</sup>		22 <sup>3</sup>		118 <sup>3</sup>		373	
3	120			10	335			6	30	2	35				1020			2	04	1	02		51		255	612	
3	120									1	15			100	4235			8	57	4	23 <sup>2</sup>		211 <sup>3</sup>		1958 <sup>3</sup>	2641	
																										100	
2	100			37	1020			15	70	1	8				2098			4	20	2	10		105		525	1360	
6	200			20	600			9	54	1	8				1862			3	72	1	86		93		465	1216	
3	250			16	545			20	100						1893			3	79	1	89 <sup>2</sup>		94 <sup>3</sup>		473	1237	
																										100	
										1	75				275				55	27 <sup>2</sup>		13 <sup>3</sup>		68 <sup>3</sup>		265	
				13	420			10	50						720				144	72		36		180		532	
1	75														75				15	07 <sup>2</sup>		03 <sup>3</sup>		18 <sup>3</sup>		145	
2	80			12	450			8	48						1028			2	06	1	03		1151 <sup>2</sup>		457 <sup>2</sup>	618	
				1	45					1	50				595				119	59 <sup>2</sup>		29 <sup>3</sup>		148 <sup>3</sup>		457	
2	70									1	25				2095			4	19	2	09 <sup>2</sup>		104 <sup>2</sup>		523 <sup>3</sup>	1457	
															3000				600	300		150		750		1800	
																										100	
2	90									1	100				190				38	19		09 <sup>2</sup>		47 <sup>2</sup>		214	
				2	90					1	5				1095				219	109 <sup>2</sup>		54 <sup>2</sup>		27 <sup>3</sup>		657	
										1	6				1606				321	160 <sup>2</sup>		80 <sup>2</sup>		401 <sup>2</sup>		1063	
1	100	1	100	25	900			4	32	1	5				..												
															..												
															..												
															6987				1398	699		349 <sup>2</sup>		1747 <sup>2</sup>		4293	
																										100	
															300				60	30		15		75		180	
															200				40	20		10		50		220	
227	4715	7	595	1015	32810	45	225	924	5005	72	1911	2	160850	217458	434	92	217	46	108	72 <sup>2</sup>		543	64		1444	75	



Names.	Roll	Property of Corporations.	Merchandise.	Bills of Exchange	Stocks & Bonds & other Securities.	Money & Intere.	Improvement on Land Claims.	Name of Town, or City.	No of Blocks	No of Lots	Value.	Mills & Machinery	Value.	Houses	Value.
Amounty brot forward.	144		40600		200	2412	40850				54925	5 1/2	22100	29	14715
Chapman W. W.	1						2000	Portland	58	243				2	175
" "								" "	"	485					
" "								" "	"	647					
Clark Fred A.								" "	4	7	800			1	100
Klinkenbeard Blodget & Co	1							" "	111	182	500	1	8000		
" "								" "	111	374	500				
" "								" "	101	546	500				
" "								" "	101	748	500				
Bulley Thomas								" "	19	8	200				
Chen Mr								" "	13	7	1000				
Caples Sen.								" "	13	8	500				
Camp & Kimble	2							" "	22	6	1300			8	650
Carter Thomas	1				2340	800		" "	39	384	5300			2	250
" "								" "	2	188	5300				
" "								" "							
Amounty brot forward.	145		40600		200	4752	43650				74725	6 1/4	30100	29	15580







C. Names.	Poll	Property & Corporations.	Merchandise.	Pills of Exchange.	Stock in Steam-boats & other Vessels.	Money at Interest.	Improvement on Land Claims.	Name of Town, or City.	No of Blocks	No of Lots.	Value.	Mills & Machinery.	Value.	Awards.	
Amounty brot forward	146	40.600		200	4752	43.650					74.725	6 1/2	30.100	240	15.890
"Coffin Stephen	1					3.000	Portlands	9	246						
Amounty Carried forward	147	40.600		200	4752	46.650					74.725	6 1/2	30.100	240	15.890



Value.	Horses	Value	Mules Jacks etc.	Value	Cattle	Value	Sheep	Value	Hogs	Value	Stock of Watch	Value	Carriages & Value.	Household mills & tools	Total Valuation.	Taxes				
																County	School	Sanitary	Building	Total.

240	15,890	9	795	1022	33,020	45	225	928	5037	77	2071	3	410	850	252,425	504	85	252	43	126	20	631	05	1659	54
				1	145					1	5			3,050	6	10	3	05	152		7	62	19	30	

240	15,890	9	795	1023	33,065	45	225	928	5037	78	2076	3	410	850	255,475	510	95	255	48	127	73	638	65	1678	84
-----	--------	---	-----	------	--------	----	-----	-----	------	----	------	---	-----	-----	---------	-----	----	-----	----	-----	----	-----	----	------	----



# Names.	Poll.	Property of Corps or others	Merchandise	Bills of exchange	Stocks in Steam boats, or other Vessels.	Money at Interest	Improvement on Land claiming.	Name of Town, or City.	No. of Block	No. of Lot.	Value.	Mills, Machinery	Value.	Stores
----------	-------	--------------------------------	-------------	-------------------	---	-------------------	-------------------------------------	------------------------	--------------	-------------	--------	------------------	--------	--------

Amounty brot forward.	146	40.600		200	4752	46.650					74.725	6 1/6	30.100	246	15.890
Hawley Co. N.								Portland	56	384	300				

Amounty Carried forward	146	40.600		200	4752	46.650					75.025	6 1/6	30.100	246	15.890
-------------------------	-----	--------	--	-----	------	--------	--	--	--	--	--------	-------	--------	-----	--------



Value	Horses	Value	Mules, Jacks &	Value	Cattle	Value	Sheep	Value	Hogs	Value	Clocks & Watches	Value	Carrriages &	Value	Household Furniture over \$200	Total Valuation	Taxes			
																County	School	Territorial	Building	Total

240	15.890	9	795	1023	33.065	45	225	928	5037	77	2076	3	410	850	255.475	511.95	255.48	127	73	638	681678	84
														300		60	30	15	75	180		

240	15.890	9	795	1023	33.065	45	225	928	5037	77	2076	3	410	850	255.775	511.55	255.78	127.88	639.43	1680.64	
-----	--------	---	-----	------	--------	----	-----	-----	------	----	------	---	-----	-----	---------	--------	--------	--------	--------	---------	--



#	Names.	Tolls.	Property of Corporation	Merchandise.	Bills of Exchange	Stock in Steamboats & other Vessels.	Money at Interest	Improvement or Law Claiming.	Name of Town, or City.	No. of Block	No. of Lot	Value.	Miles of Machinery	Value	Acres	
	Amounty bro. forward,	146		40.600		200	4,752	46,650				75,025	6 1/6	30,100	244	15,890
	Holmes Thomas J.	1							Portland	16	1/2 of 3	1500				
	" "								" "	55	1/2 of 7 1/2	200				
	" "								" "	128	2	75				
	Haas & Brothers	1		2500												
	Higgins William	1								47	8	1000				
	Haines V. L.	1							Portland	22	3/3	1200				
	Hutchins George	1		500												
	Harris W. H & Galley	2							Portland	3	346	1500				
	Hartness Thomas	1													1	100
	Hibbert P. F.								Portland	10	8	1000				
	Holebrook A.								" "	9	5	400				
	Holley M. W.	1														
	Hoyt G. W.	1														
	Hembre Absalom								" "	15	142	1500				
	" "								" "	15	748	600				
	Hoyt & Co	1			1000											
	Hart Andrew	1					150		" "	11	5	1200			1	40
	Hastings L. B.								" "	70	8	1000				
	" "								" "	3	8	1300				
	" "								" "	72	6	600				
	Harlow & Abbott	2							" "	174	374	100				
	" "								" "	177	1	50				
	" "								" "	23	6	2000				
	" "								" "	39	1/2 of 3	1800				
	Hills Estate								" "	4	4	1200				
	" "								" "	3	1/4 of 4	750				
	Howard Charles								" "	20	5	500				
	Hall W. F.	1					200		" "	19	5	600			1	40
	Hampton Jacob								" "	17	2	150				
	Hoale & Coffey								St. Helens	19	22	500				
	Amounty carried forward,	161		43,600		1200	4,752	47,000				95,750	6 1/6	30,100	244	16,070



Value	Horse	Value	Mule Jack &	Value	Cattle	Value	Sheep	Value	Hog	Value	Clock, Match	Value	Carriage &	Value	Horse & harness	Total Valuation	Taxes								
																	County	School	Territor	Building	Total				
100 <del>210</del>	15.890	9	795	1023	33.065	45	2.25	928	5.037	77	2.076	3	410	850	255.775	571	55	253	78	127	88	639	43	1680	644
																1775	355	177 <sup>2</sup>	88 <sup>3</sup>	443 <sup>3</sup>	1165				
																2500	500	250	125	625	1600				
										1	40					1040	288	104	52	264	724				
										1	50					1250	250	125	62 <sup>5</sup>	312 <sup>5</sup>	850				
										1	5					505	101	50 <sup>2</sup>	25 <sup>1</sup>	126 <sup>1</sup>	403				
										1	45					1545	309	154 <sup>2</sup>	77 <sup>1</sup>	386 <sup>1</sup>	1127				
1	100									1	25					125	25	12 <sup>2</sup>	06 <sup>1</sup>	31 <sup>1</sup>	175				
																1000	200	100	50	250	600				
																400	80	40	20	100	240				
										1	20					20	04	02	01	05	112				
																					100				
																2100	420	210	105	525	1260				
																1000	200	100	50	250	700				
1	40			2	90					1	8					1488	298	149	74 <sup>2</sup>	372 <sup>2</sup>	994				
																2900	580	290	145	725	1740				
										1	5														
																3955	791	395 <sup>2</sup>	197 <sup>3</sup>	988 <sup>3</sup>	2573				
																1950	390	195	97 <sup>2</sup>	487 <sup>2</sup>	1170				
																500	100	50	25	125	300				
1	40			8	280			9	54	1	20					1194	238	119	59 <sup>2</sup>	297 <sup>2</sup>	814				
																150	30	15	07 <sup>2</sup>	35 <sup>2</sup>	90				
																500	100	50	25	125	300				
100 <del>210</del>	16.070	9	795	1033	33.435	45	2.25	937	5.091	86	2.294	3	410	850	281.672	563.34	281.67 <sup>2</sup>	140.82 <sup>3</sup>	704.16 <sup>3</sup>	1851.01					



S. Names	Polls.	Partnership Corporations	Merchandise	Bills of Exchange	Stock in Steam boats & other Vessels	Money at Interest	Improvements on Land Claims	Name of Town, or City	No. of Block	No. of Lots	Value.	Mills, Machinery	Value	Roofs	Value
Amounts brot forward	161		43,600		1200	4752	47,000				95,750	6 1/2	30,100	243	16,070
Davis Joseph	1					600								1	50
Robins John						600								1	120
Robins Calvin	1													1	120
Robins G.	1					150								4	480
Hawson John	1					525								1	125
Dixon Louisa	1					350								1	75
Doty William	1					700								10	500
Doran Jacob	1					50								2	350
Davis George	1													1	60
Austin S. S.	1					100									
Davis James	1					50								1	40
Denney Thomas	1					200									
Hay Wm. P.	1		1500					Linn City	6	546	1200				
"								"	5	1	150				
"								"	9	10	50				
Day S. W.	1														
Davis Eli	1					600								4	240
Lenwiddie W.	1														
Duell B. M.	1		1000					St. Helens	11	11	2000				
Done Milton	1					600									
Davis Henry	1											1	1000		
Davis Thomas	1														
Durham A. A.	1				4000	4500						1	4000		
Semick O. L.	1							Portland	21	1/2 of 5	450			12	600
"								"	15	546	1800				
Kobelbower W. B.	1							"	167	3	50			1	40
"								"	174	1	50				
Duggin L. D.	1														
Demison A. P.	1							Portland	80	344	6000				
Soyler G. L.	1							"	2	6	2000			2	100
Amounts carried forward	186		46100		5,200	4,752	56,020				109,500	8 1/2	35,100	282	8,970







D. Names.	Colls	Property of Corporation	Merchandise	Bills of Exchange	Stock in Steam boats & other vessels	Money at Interest	Improvement on Land Claiming	Name of Town, or City.	No of Block		Value	Mills of Machinery	Value	Total	
									No of Lot	No of Lot					
Amounts brot. forward, 186			46.100	5200	4752	56.025					109500	8 1/2	35.100	288	18970
Doyce G. L.								Portland	149	445	150				
Do-								" "	142	586	50				
" "								" "	136	142	50				
" "								" "	136	546	50				
" "								" "	162	586	100				
" "								" "	192	142	50				
" "								" "	192	586	50				
" "								" "	154	245	50				
" "								" "	154	678	75				
De Witt Francis 1								" "	189	384	100				
" "								" "	189	586	100				
" "								" "	29	4	2500				
Dalton Edward 1								Portland	55	1/2 7/8	200				
" "								" "	22	1/2 of 3	400				
Davis Rosket 1															
De Witt Peter 1								Portland	2	2	4500				
DeLin Nicholas								" "	21	1/2 of 5	500				
Deavenport S. H. Don 1								" "	51	386	800				
" "								" "	162	142	50				
" "								" "	162	384	50				
" "								" "	16	5	300				
" "								" "	49	142	400				
Davis Jas. W. 1								" "	38	4	2000				
" "								" "	1	1/2 of 2	1800				
Davis A. L.															
Day Lewis 1								Portland	25	7	150				
Day & McMellin								" "	11	2	900				
Amounts brot. forward. 193			46.100	5200	4752	56.025					124275	8 1/2	35.100	288	18970







C. Names.	Poll	Property Corporation	Merchandise	Bills of exchange	Stocks & Shares of other banks.	Money at Interest	Improvement on Land claims	Name of Town, or City.	No of Blk	No of Lot	Value.	Mills & Machinery	Value Horses	Value	
Amounts brot forward, 193		46.100		5200	4752	56.025					124.275	8 1/6	35.100	279	18970
Evans Isaac	1					950	Portland	60	384	500				30	1800
" "							"	52	8	300					
Ennis Anderson	1					250								1	60
Enyart Peter	1													5	350
Ewing J.	1					125								1	35
Evans Jeremiah	1					50									
Ellarson David	1					100								1	25
Eagon Joseph P.	1														
Emerick Solomon	1					800								6	450
Enyart Mrs.															
Elliot S. H.	1													1	60
Ebbert & Bennett	2					2500	Portland	50	142	1000				16	1300
" "							" "	12	1	200					
Ebbert Geo. W.							" "	268	4	20					
" "							" "	264	1	20					
" "							" "	268	1	20					
" "							" "	264	8	20					
Carl A. A.	1														
Egan S. H.	1														
Expending Peter	1														
Ecels Cushing	1				100	600								1	40
Elliott John						300	" "	38	3	400				3	220
Elliott George	1					200	" "	26	4	3.000				1	40
Amounts carried forward, 209		46.100		5200	4852	61.900					129.755	8 1/6	35.100	37	3350



Value	Horses	Value	Mules, Jacks &	Value	Cattle	Value	Sheep	Value	Hogs	Value	Watches	Value	Carriage &	Value	Manufacture Fire and Ins.	Total Valuation	Taxes					
																	County	School	Sanitation	Building	Total	
100 288	18970	14	1285	1297	41910	54	270	1084	5959	100	2717	4	5601050	344278	688	53	34426	176012	860	66	225859	
30	1800			2	100			6	42													
1	60			6	270			2	14					3692	738	369	185	923			2316	
5	350			7	160									504	119	59	29	149			457	
1	35			7	310			1	8					500	102	51	25	127			406	
1				1	40			3	16					478	96	48	24	120			388	
1	25			1	40			3	16					106	21	10	05	05	26		163	
1				5	235			1	10					370	74	37	18	92			322	
6	450			1	45					1	8			33	10	05	02	12			130	
1				10	320			17	75	1	5			1650	330	165	82	412			1090	
1	60			19	330									530	110	55	27	137			330	
16	1300									1	75			133	27	13	06	33			181	
				40	1000			20	100	4	150			6250	1250	625	312	1562			3950	
														80	16	08	04	20			48	
																					100	
1	40									1	6			46	09	04	02	11			127	
3	220			11	400					1	30			1370	274	137	68	342			922	
1	40			5	170			1	10	1	50			970	194	97	48	242			582	
														3200	640	320	160	800			2020	
100 38	23350	14	1285	141145	510	54	270	1135	6234	110	3061	4	5601050	364327	728	64	36432	18215	91079		239491	



F. Names.	Bills.	Property of Corporations	Merchandise	Bills of Exchange	Stock in Steam boats & other vessels.	Money at Interest	Improvements on Land Claims	Name of Town, or City	No of Block	No of Lot.	Value.	Mills & Machinery	Value.	Acre	Val.
Amounts brot forward, 209			46100		5200 4852	61900					129755	8 1/6	35100	354	23350
Fowler D. B.							Portland		23		344 500				
" "							" "		24		142 500				
" "							" "		25		142 500				
" "							" "		10		748 800				
" "							" "		13		344 1000				
" "							" "		14		546 600				
" "							" "		5		546 1000				
" "							" "		9		142 700				
Amounts carried forward, 209			46100		5200 4852	61900					135355	8 1/6	35100	354	23350



Value, Horses, Value, Mules, Value, Cattle, Value, Sheep, Value, Hogs, Value, Cows, Value, Carriages, Value, Household furniture, Total Valuation, Taxes, County, School, Territorial, Building, Total.

00	357	23350	14	1285	1411	45510	54	270	1135	6234	110	3061	4	540	1050	364.327	728	64	364	32	182	15	910	79	2394	91
																5600	1120	560	280	1400	33	60				

5100 357 23350 14 1285 1411 45510 54 270 1135 6234 110 3061 4 540 1050 369.927 739.84 369.92 184.95 924.79 2428.51



Names.	Ball	Property of Corporation	Merchandise.	Bills of Exchange.	Stock in Steamboat & other vessels.	Money at Interest.	Improvements on or in Land Claiming	Name of Town, or City	No of Block	No of Lot.	Value.	Mills & Machinery	Value.	Shores.	Value.
Amount bro. forward.	209		46,100		5200	4852	619 00				135,355	8 1/2	5100	354	23,350
Gletcher William														5	280
Gearnside George	1													1	50
Glett John	1					450								13	600
Ganno Augustus	1					150									
Gingleton Wm.	1														
Gields Ambrose						500								2	200
Gields Joseph A.	1					150									
Ford N.								Linn City	13	2	100				
"								"	"	3	100				
Gookner Joseph	1														
Franklin L.	1					300									
Gevel G. W.	1														40
Grazier George	1													1	
Gargisworth L.	1														40
Fowler H. B.	1					50								1	100
Foster G. G.	1					75								1	200
French Jacob R.	1					175								2	
Foster A. R.	1														
Fay Mr.	1							St Hellens	19	20	400				
Frazier George E.								Portland	25	344	1000				
"								"	25	596	400				
"								"	1	4	3000			2	300
"								"	2	2	400				
"								"	3	2	300				
"								"	4	2384	600				
"								"	5	1384	600				
"								"	10	2386	300				
"								"	8	243	200				
"								"	8	647	200				
"								"	7	eight	800				
Amount Carried forward.	225		49,100		5200	5202	63750				143,755	8 1/2	35,100	384	25,160







Name	Ball	Property of Corporation	Merchandise	Rich of Exchange	Stock in Steam boats & other vessels	Money as interest	Improvements	Name of Town, city	No of Blocks	No of Lots	Value	Mills/Maximum	Value	Notes	Val
Amounty brot forward	225		49,100	5200	5202	63750					143755	8/6	35,100	38	25,160
Glanders Geo. H.								Portland	13	eight lots	400				
"								" "	14	do	300				
"								" "	15	do	250				
"								" "	16	do	250				
"								" "	17	do	250				
"								" "	18	do	250				
"								" "	20	do	150				
"								" "	11	283	100				
"								" "	11	507	150				
"								" "	6	283	400				
"								" "	6	647	500				
"								" "	1	3	500				
Francis S. W.			4000												
Foster L. H.	1							Portland	46	4	500			1	40
Fields R. M.	1														
Fields Jas	1				250			Portland	5	748	2000				
"								" "	207	142	100			1	75
"								" "	14	1	1000				
Fuller L. P.	1							" "	51	5	800				
Fayhe Arthur	1							" "	40	1/2 of	2500				
Gailing Josiah	1		10,000					" "	2	1/2 of	1000				
Gitch & Co.	2		1000					" "	20	2	400				
Fountain & Co.	2							" "	20	647	400				
"								" "	1	8	3000			1	40
Hoagland A	1							" "	39	1	1800	house only			
"								" "	79	1	4000				
Louis Jas	1														
Ford R. W.	1				100									2	110
Amounty Carried forward	233		64,100	5200	5452	63850					164,505	8/6	35,100	38	5425







No.	Name	Toll	Property of Copies above	Merchandise	Bills of Exchange	Stock in Steam boats or other vessels	Money at Interest	Improvements or Land Claims	Name of Town, or City	No of Block	No of Lots	Value	Milling Machinery	Value of Machinery	Value	
	Amounts brot forward.	238	64,100		5200	5452	13850					164505	8 1/2	35,100	389	25,425
	Griffin J. S.	1					2300		Hillsboro			50			13	650
	Gibbs Thomas	1													2	100
	Groom C. A.	1					150								2	80
	Goentree Aaron	1					200								1	60
	Garish John	1					75								2	135
	Gibson W. O.	1					600								2	80
	Goay Martin	1														
	Goffeth John	1					550								2	80
	Graham David	1					300		Portland	50	546	400			1	50
	Graham William	1					500								2	120
	Garrison M.								Linn City	24	1	50				
	"								"	"	2	50				
	"								"	"	3	50				
	Greenwood Wm.	1														
	Grounds Braze	1					200									
	Gillihan Martin	1					850									
	Gales Lawrence	1														
	Gorman John	1														
	Geiger Wm. Jun	1					1000		Hillsboro			100			4	400
	Gordon S. G.	1														
	Bates John	1							Portland							
	Goay Mely	1													2	250
	Gule Peter	1					1200		Portland	19	344	500			3	100
	Girty George	1														
	Goay Wm.	1														
	Grinstead S.	1														
	Gayn & Co	2	900												1	60
	Hookin W. L.								Portland	39	42	1800				
	Grissold George	1													1	40
	Amounts carried forward.	264	65,000		5200	5452	71775					167505	8 1/6	35,100	427	27,630



Value	Value	Value	Value	Value	Value	Value	Value	Value	Value	Value	Value	Value	Value	Value	Value	Value	Value	Taxes.							
																		County	School	Territorial	Building	Total			
388	25425	14	1285	1484	47940	54	270	1205	6666	127	3550	4	560	1050	425.053	850	09	425	04	212	52	1062	41	2788	26
15	650			50	1900			9	63	1	8				14971	994	4	97	2	48	12	42		3082	
2	100														100	20		10		05		25		160	
2	80							2	14						244	49		24		12		61		247	
1	60														260	52		26		13		65		256	
2	135			50	1200										1480	282		141		70		352		946	
2	80			7	215			24	100						995	199		99		49		248		697	
		1	90												90	18		09		04		22		154	
2	80	1	80	4	185			8	52						947	189		94		47		236		668	
1	50			12	460			8	40						1250	250		125		62		312		850	
2	120			16	450	5	25	14	60	1	10				1165	233		114		58		291		799	
															150	30		15		07		37		90	
																									100
															200	40		20		10		50			220
				5	195			17	150	1	5				1200	240		120		60		300			820
																									100
																									100
4	400			22	790			9	72	2	40				2402	480		240		120		600			1547
				1	45										45	09		04		02		11			127
																									100
2	250														262	52		26		13		65			256
3	100			14	660			8	48	1	5				2513	503		251		125		628			1609
																									100
																									100
																									100
1	60														260	192		96	x	48		240			776
															1800	360		180		90		450			1080
1	40			4	180										220	44		22		11		55			232
5.100	427	27630	16	1455	1669	54220	59	295	1304	7265	1343630	4	560	1050	446237	892.46		446.23		223.11		1115.57			2941.38



No. Names.	Poll	Shipping & Corporation	Merchandise	Bills of Exchange	Stock in Steam boats & other vessels	Money advanced	Improvements on Land Claims	Name of Town, or City.	No of Blocks	No of Lots.	Value,	Mills & machinery	Value	Value
Amounts brot forward	264	65,000		5200	5472	71,775					167505	8 1/6	35,100	47,630
Groom William	1							Portland	169	748	700			
Griffin Dr	1							" "	29	198	2000			
Goay Dr	1							" "	7	4	800			
Gibson Lewis L.								" "	22	8	200			
Amounts brot forward.	267	65,000		5200	5472	71,775					171,205	8 1/6	35,100	47,630



Value, 40000  
 Value,  
 Merchants  
 Value,  
 Cattle  
 Value,  
 Sheep  
 Value,  
 Hogs  
 Value,  
 Clocks & Watches  
 Value,  
 Carriages  
 Value  
 Attached to  
 return on 3000  
 Total  
 Valuation

Taxes.

County	School	Territorial	Building	Total.				
46	446	23	223	11	115	57	2941	38
1	25	72	36	181	535			
2000	400	200	100	500	1300			
800	160	0	80	40	200	580		
200	40	20	10	50	120			

47 27630 16 1455 1669 54220 59 295 1304 7265 135 3655 4 580 1050 449 962 899 91 449 95 224 97 104 88 2966 73



No.	Names	Polls	Property of Corporations	Merchandise	Bills of Exchange	Stock in Steam Boats & other Vessels	Money and Interest	Improvements on Land Claims	Name of Town or City	No of Polls	No of Lots	Value	Mills Machinery	Value	Value
	Amounts bro't forward.	267	65,000	5200	5452	71775						171205	8 1/6	35,100	4722630
	Hoover Jacob	1				1800									1 445
	Hinkle George	1													1 60
	Harrison John					550						1	2500	2 200	
	Harrison A. C.					75									1 30
	Howard James	1				700									2 250
	Howard John					60									2 120
	Harris John					300									
	Harper David	1				75									1 50
	Harper Andrew					300									2 110
	Hawkins	1				150									1 50
	Harrington James M.	1													1 60
	Horne Ammanuel	1				350						1/3	800	2 110	
	Hines Thomas M.	1				200									1 125
	Hinman A.	1				250									6 510
	Hill Almaran	1				850									3 300
	Harmon G. S.	1													
	Harris Phillip	1				2000		Portland		59	748	250			2 200
	Hager William	1													
	Humphreys J. L.	1				600									4 490
	Hewitt R.	1				100									2 200
	Hamilton E.	1						Linn City		24	7	50			
	"							"		"	8	50			
	"							"		"	9	50			
	"							"		"	10	200			
	"							"		"	11	50			
	"							"		"	12	1200			
	Holderness S. M.	1				1000									
	Hase Henry	1													
	Hicklin L. L.					300									1 125
	Hicklin H. H.	1				50									
	Hicklin Wm. C.	1				50									
	Amounts carried forward.	287	65,000	5200	5452	81,535						173,055	9 1/2	38,100	4634025



Machinery Value,	Value,	Value,	Mules & Saddle Value,	Cattle Value,	Sheep Value,	Hogs Value,	Clothes & Watches Value,	Carriage Value,	Agriculture Value	Total Valuation.	Taxes														
											County	School	Territorial Building	Total.											
5.100	47	27630	16	1455	1669	54220	59	295	1304	7265	135	7655	4	560	1050	449.962	899	91	449	95 <sup>2</sup>	224	97 <sup>3</sup>	112488 <sup>3</sup>	296673	
	7	445		14	375		35	175									2795	559	279 <sup>2</sup>	139 <sup>3</sup>	698 <sup>3</sup>	1777			
	1	60															60	12	06	03	15	136			
2500	2	200		16	450		18	120									9820	764	382	191	955	2292			
	1	30					1	10									115	23	11 <sup>2</sup>	05 <sup>3</sup>	28 <sup>3</sup>	69			
	2	250	1	90	3	60	25	125	1	30							1255	251	125 <sup>2</sup>	62 <sup>3</sup>	313 <sup>3</sup>	853			
	2	120		2	75		8	40									295	59	29 <sup>2</sup>	14 <sup>3</sup>	73 <sup>3</sup>	177			
				6	200		10	60									560	112	56	28	140	336			
	1	50		10	225		2	12									362	72 <sup>2</sup>	36 <sup>1</sup>	18	90 <sup>1</sup>	317			
	2	110		25	659		7	42									1111	222	111	55 <sup>2</sup>	277 <sup>2</sup>	666			
	1	50		1	45												195	39	19 <sup>2</sup>	09 <sup>3</sup>	48 <sup>3</sup>	217			
	1	60		24	960												1020	204	102	51	255	712			
800	2	110		41	1130		7	42	1	8							2440	488	244	122	610	1564			
	1	125		12	400												725	145	72 <sup>1/2</sup>	36 <sup>1</sup>	181 <sup>1</sup>	535			
	6	510	1	90	23	695	25	175	1	60							1780	356	178	89	445	1168			
	3	300		32	815		75	79									2044	409	204 <sup>2</sup>	102 <sup>1</sup>	511 <sup>1</sup>	1327			
							1	10									10	02	01	02	02	106			
	2	200		22	630	11	55	20	100	1	5						3240	648	324	162	810	2044			
				3	120												120	24	12	06	30	172			
	4	490		17	560		9	54									1704	341	170 <sup>2</sup>	85 <sup>1</sup>	426 <sup>1</sup>	1123			
	2	200		11	500		1	10	1	5							815	163	81 <sup>2</sup>	40 <sup>3</sup>	203 <sup>3</sup>	589			
				1	45		1	10	1	50															
																	1695	339	169 <sup>2</sup>	84 <sup>3</sup>	423 <sup>3</sup>	1117			
							1	6	1	15							1021	204	102	51	255	712			
				2	100												100	20	10	05	25	160			
	1	125		26	1000		2	12									1437	287 <sup>2</sup>	143 <sup>3</sup>	72	359 <sup>3</sup>	863			
							1	20									70	14	07	03 <sup>2</sup>	17 <sup>2</sup>	142			
							1	12									62	12	06	03	15	136			
84100	46	3405	18	1635	1960	63264	70	350	1490	8327	1453890	4	560	1050	478813	957.61	478.80	239.40	1197.01	3159.83					



No.	Names	Roll	Property of Cot for claims	Merchandise	Bills of Exchange	Stock in Shares boats, other vessels	Money at Interest	Improvement and claims	Name of Town or City	No of Block	No of Lot	Value	Mills/Markings	Value	Acres	Value
	Amounts brot forward	287		65.000	5200	5452	81.535					173.055	9½	38.400	46	3015
	Hicklin James	1					100								2	80
	Hathaway Felix								Portland	6	6	300			1	60
	"								"	103	2	50				
	"								"	206	1	25				
	"								"	203	1	25				
	"								"	182	4	50				
	Hazard Wm.	1							St. Hellens	10	16	1300			1	75
	Henderson W.	1					50								1	40
	Howard H.	1													1	35
	Henrici E.	1														
	Henrici C. W.	1														
	Hoyt Nelson	1					150								1	50
	Howell Benjamin	1				100										
	Howell John	1														
	Hastie Thomas	1					300									
	Hall O. S.	1					1500		Portland	27	473	1400				
	Hall Luke	1					50									
	Harms Harmon	1					100									
	Holcomb L. A.	1					1050								1	130
	Hall Allen W.	1					100								1	150
	Hall J. B. & Allen W. Hall								Portland	11	346	600				
	"								"	64	2	75				
	"								"	62	344	200				
	"								do do	180	eight 60	250				
	Hall Sylvester L Hall agent						50		do do	64	1	100				
	Hall Lawrence						300								1	100
	Harty Dennis								Portland	24	4	500				
	do								do	24	5	500				
	Haskell D. H.								do	40	2	4000				
	Harty L. N.	1							"	52	5	600				
	"								"	165	3	50				
	Hardenburgh P. L. W.	1				500									1	150
	Hardenburgh & Lewis								Portland	147	344	150				
	Amounts Carried forward	303		65.000	5200	6052	85.285					183430	9½	38400	47	1945











Machinery Value 4000  
 478  
 1000  
 5  
 625  
 22  
 650  
 23  
 120  
 1  
 150  
 4545  
 909  
 50  
 10  
 05  
 02  
 12  
 130

Taxes

County School Territorial Building Total.

4000	478	30905	18	1685	2044	66.390	70	350	1552	8715	154	4085	4	560	1050	498157	996	30	4.98	15	249	07	124	37	3291	91
1000	5	625		22	650			23	120		1	150		4545	909		454	2	27		12	36	20	27		
														50	10	05	02	12							1	30
														4000	800	400	200	10.00								2400

39400 483 3530 18 1635 2066 67040 70 350 1575 8835 1544085 8 710 1050 506752 1013 489 506.74 253.37 12 686 3345 48



S. Names.	Fall	Property of Corporations	Merchandise	Bills of Exchange	Stock in Steam	Boats & other Vessels	Manufactures	Improvements on Lands	Claims	Name of Town or City	No of Block	No of Lot	Value	Mills & Machinery	Value	Horses	Cattle
Amounts brot forward.	305		65.000	5.200	6.052		87.335						187.430	9 <sup>5</sup> / <sub>6</sub>	39.400	4	22.530
Jackson John B.									Portland	167	3		50				
" "									" "	18	1		2.00				
" "									" "	203	8		25				
" "									" "	166	7		50				
" "									" "	174	7		25				
" "									" "	207	1		50				
" "									" "	174	6		25				
" "									" "	168	6		50				
" "									" "	19	687		400				
Johnson Joseph	1							150	Portland	11	4		1000				
Jones Th. B.	1								" "	115	7		700			50	
Johnson Lewis	1								" "								
Jones Jesse	1								" "	8	1		300				
Jones L. Servant & Agent									" "								
Amounts Carried forward.	309		65.000	5.200	6.052		87.485						190.505	9 <sup>5</sup> / <sub>6</sub>	39.400	4	22.580



Value	Horses	Value	Mulch & such	Value	Cattle	Value	Sheep	Value	Hogs	Value	Clocks & Watches	Value	Carriages	Value	Furniture on Premises	Total Valuation	Taxes			
																County	School	Territorial	Building	Total

39,400 48 32,530 18 1635 2066 67,040 70 350 1575 8835 154 4085 5 710 1050 506.75 21013 49 506 74 253 37' 12 1/2 86' 3345 48

																875	175	87	43	2 18	525
											1 80					80	16	08	04	20	148
											1 5					1135	231	115	57	288	793
1 50																730	150	75	37	187	550
											1 30					90	06	03	01	07	118
																500	100	50	25	125	300

39,400 48 32,580 18 1635 2066 67,040 70 350 1575 8835 157 4200 5 710 1050 510 142 2020 27 510 63 255.06 127 533 3369.82



J. Names.	Poll	Property of Corporation	Merchandise	Rules of Exchange	Stock in Steam Boats & other vessels.	Money at Interest	Improvements on Land Claims	Name of Town or City.	No of Block	No of Lot.	Value.	Mills & Machinery	Value, 100 lbs	Val	
Amounts brat. forward.	309		65000		5200	6052	87,485				190.505	9 <sup>5</sup> / <sub>6</sub>	39400	488	52,580
Lackson Ulliss	1						950							3	300
Johnson John	1						900							8	500
Jones William J.	1						200							2	75
Johnson James	1						1100							5	660
Johnson Co. Co.	1						125							1	60
Nobe Noah	1						150							1	60
Johnson Hiram	1						500							1	120
Pamerison A	1														
Vorden G.	1														
Jacob S. J.	1						75							2	200
Jackson Thomas	1						300							2	120
Kewitt L.							500							1	35
Kewitt Walter	1														
Kewitt R. S.	1														
Johnson Stephen	1						200								
Lones G. W.	1						100								
Lolly William	1						700						1/2	2000	4 250
Lackson John B.	1						1300	Portland	108	142	200	1	1000	3	180
u u								u	17	5	150				
u u								u	"	7	150				
u u								u	159	1	25				
u u								u	204	6	50				
u u								u	166	5	50				
u u								u	64	6	50				
u u								u	174	8	40				
u u								u	170	2	50				
u u								u	176	8	25				
u u								u	168	4	50				
u u								u	17	648	300				
u u								u	109	2	300				
u u								u	56	647	100				
Amounts carried forward.	326		65,000		5200	6052	94,585				192045	11 <sup>3</sup> / <sub>6</sub>	42400	5	140



Value, Horses Value, Mules & Saddle Value, Cattle Value, Sheep Value, Hogs Value, Clocks & Watches Value, Carriages Value, Harnesses Value, Total Valuation. Taxes: County, School, Territorial, Building, Total.

9400	484	18	1635	2066	67040	70	350	1575	8835	157	4200	5	710	1050	570.142	1020	27	510	13	255	06	127	53	3369	82
3	300			22	350			12	72	1	100				1972	395	197	98	493	12	85				
5	500			40	1300	2	10	60	300						3010	602	301	150	752	19	06				
2	75			12	445			11	46	1	4				790	158	79	39	197	5	74				
5	660			18	450	10	50	30	180	1	10	1	150		2600	520	260	130	650	16	60				
1	60			6	175			1	10						370	74	37	18	92	3	27				
1	60			1	40										250	50	25	12	67	2	50				
1	120			12	445			20	120						1185	237	118	59	296	8	11				
																								100	
																								100	
2	200			1	25										300	60	30	15	75	2	80				
2	120			5	245						1	100			765	153	76	38	191	5	59				
1	35			7	200			10	300	1	6				771	154	77	38	192	4	2				
																								100	
																								100	
															200	40	20	10	50	2	20				
				6	285			3	15						400	80	40	20	100	3	40				
2100	4	250		17	670	21	100	30	750	1	10				3880	776	388	194	990	24	28				
1000	3	180		27	855						2	15													

42400 5 140 18 1635 2240 72725 103 510 1752 9768 165445 6 860 1050 5315 25 10 63048 531.52 26576 1328.80 3575.12



No.	Names.	Poll	Property of	Corporations	Bills of Exchange	Stock in Steam	Boats & other Vessels	Money at Interest	Improvements on Land	Claims	Merchandise	Name of Town, or City.			No. of Block	No. of Lot	Value.	Mills & Machinery	Value of Order
	Amounts brot forward.	326			5200	6052	94585		65000							192045	115	42.400	5035144
	Kelsey Isaac	1					800												300
	Knighton Wiley	1					700												475
	Knighton F.	1					700												600
	Kelly	1																	75
	Kearney Henry	1					50												120
	Kandle Jacob	1																	
	Knighton Lovely	1																	100
	Knighton H. M.	1					6850		1500		Linn City	6	8	100				400	
	" "										" "	6	9	200					
	" "										Monticomb	14	2	25					
	" "										" "	3	7	25					
	" "										" "	3	8	25					
	" "										" "	3	9	25					
	Kittredge George	1					1000				Portland	8	4	200					
	" "										Portland	22	4	600					
	Kizer William																		
	Kimble Marvin	1																	
	Kingsley C. S.	1																	
	Kelly Henry	1																	
	Klyser Gold	1																140	
	King W. M.	1									" "	168	788	100					
	" "										" "	108	346	50					
	" "										" "	183	1748	75					
	" "										" "	207	546	50					
	" "										" "	207	748	50					
	" "										" "	221	192	200					
	" "										" "	104	192	300					
	" "										" "	196	192	20					
	" "										" "	4	12546	2000					
	Kelly Albat	1							500									280	
	Amounts Carried forward,	341			5200	6052	104685		67000						196120	115	42.400	57330	







No. Names	Poll	Property of Corporation	Merchandise	Bills of Exchange	Stock in Steam boats, N. H. & Wash.	Money at Interest	Improvement on Lands Claims	Name of Town, or City	No. of Blocks	No. of Lots	Value.	Mills of Machinery	Value	Value
Amounts bro't forward.	341		67000	5200	6052	104,685				196,120	11 <sup>1</sup> / <sub>3</sub>	42400	37,330	
Kanady Michael	1					50								
Kern & Hall											1 2500			
Kearn William	1												300	
King Amos	1		500			300							300	
Amounts Carried forward	344		67500	5200	6052	105,235				196,120	12 <sup>1</sup> / <sub>3</sub>	44,900	37,930	



Value	Horses	Value	Mules, Saddle	Value	Cattle	Value	Sheep	Value	Hogs	Value	Clocks, Watches	Value	Carnages	Value	Horned Cattle from tax on 300.00	Total Valuations	Taxes.			
																	County	School	Sanitary	Quitting

2400	54	37,330	19	1735	2350	76,755	103	510	1831	10,166	173	4721	6	860	1050	554,634	1109	37	554	68	277	34	1386	71	3669	11
																50	10	05	02	12	1	30				
2500																2500	5	00	2	50	1	25	6	25	15	00
	3	300									1	20				320	6	4	32	16	80	2	92			
	4	300	1	75	2	80										1453	2	91	1	45	72	3	363	9	73	

44900	37,930	20	1810	2362	76,835	103	570	1831	10,166	173	4741	6	860	1050	559,009	1118	02	559	01	279	50	139	7	52	3,698	do
-------	--------	----	------	------	--------	-----	-----	------	--------	-----	------	---	-----	------	---------	------	----	-----	----	-----	----	-----	---	----	-------	----



No. Names.	Total.	Property of Corporations.	Merchandise	Bills of Exchange	Stock in Steam boats, Hotels, &c.	Money at Interest.	Improvement on Land Claims	Name of Town, or City.	No of Blocks	No of Lots	Value	Mills & Machinery	Value	Value
<u>Amounts brot forward.</u>	344		67500		5200	6052	105.235			196.120	12 1/3	44900	58	37930
<u>Amounts Carried forward.</u>	344		67.500		5200	6052	105.235			196.120	12 1/3	44.900	58	37930







S. Names.	Coll.	Property of Corporations	Merchandise	Bills of Exchange	Stock in Steamboats, other vessels.	Money at Interest	Improvements on Land Claims	Name of Town, or City.	No. of Blocks	No. of Lots	Value.	Mills & Machinery	Value of Cords	Value
Amounts brot. forward.	344		67,500	5,200	4,052	105,235					146,120	12 3/4	44,900	5,299 3/4
Lousignot John	1					150								
Linebarger Lewis						8.50								40
Linebarger John	1					25.00								125
Lenox David G.						2500	Hillsboro'			50				400
Laken G. N.	1					250								
Long John	1													350
Lee Mrs. Elizabeth						300								50
Lingenfelter Josiah	1					450								60
Lingenfelter William	1													40
Lindsley Horrace	1					250								100
Lane Joseph	1					150								
Lewis Charles	1					1500								2000
Lauders Abram Sen.						600								200
Lauder John	1					150								300
Lauder Abram Sen.	1					450								200
Lavery Robert	1					75								
Lamberson Timothy	1					500								480
Lamberson & Morgan												1	4000	
Lenox Edward	1					1200	Portland	106	1	150				275
"							"	108	5	150				
Lossin A. Co.	1					100								45
Long George	1					50								45
Lemont J. A.	1		700			1000	St. Hellens	11	13	1500				
"							"	17	19	400				
Logie James	1					400	Milton	16	44.5	100				500
Lyman H.	1						Portland	70	546	1200				
"							"	70	7	200				
Lewis Banard	1													
Logan David	1													
Lonsdale W. H.	1					3800	Portland	10	1	500				
"							"	24	3	100				
Amounts carried forward.	366		68,200	5,200	4,052	1199,60					199,870	13 3/4	48,900	13,140



Machinery	Value	Horses	Value	Mules, Jacks, &c	Value	Cattle	Value	Sheep	Value	Hogs	Value	Clocks, Watches	Value	B. Carriages	Value	Household Furniture over \$100.00	Total Valuation	Taxes							
																		County	School	Territorial	Building	Total			
4,900	5	3,930	20	1810	2352	76335	103	510	1831	10,166	1744741	6	5601050	559,009	1118	02	559	01	279	50	1397	52	3698	06	
					15	510			15		60			7	120		1	44	72	36	180	532			
	1	40			9	250			15		90			12	30		2	46	1	23	61	307	738		
	1	125			5	125								2	50		25		25	12	62	250			
	4	400			30	975			30		240			4	165		8	33	4	16	208	1041	2499		
					2	120			2		10	1	20	4	00		80		40	20	100	340			
	4	350			3	120			14		75			5	45		1	09	5	4	27	136	427		
	1	50			11	340			12		60			7	50		1	50	7	5	37	187	450		
	1	60			11	390			12		60	1	8	9	68		1	94	9	7	48	242	652		
	1	40			1	10								5	0		10		15	02	12	130			
	1	100			7	300			13		52			7	02		1	40	7	11	35	175	520		
			2	200	2	80								4	30		86		43	21	107	358			
	20	1000	3	300	10	250	40	200	60	300	1	100	1	100	3	750		7	50	3	75	187	937	2350	
	2	200			8	280	10	30	13	130	1	6			12	66		2	53	1	26	63	316	759	
	2	300			7	280			2	10					7	40		1	48	7	4	37	185	544	
	2	200			8	300	2	10	8	48	1	5			10	13		2	03	1	01	50	253	709	
					2	90									1	65		33		16	05	41	199		
	12	480			75	2200			10	70	1	8			3	258		6	52	3	26	163	315	2056	
4000					12	600									4	600		9	20	1	60	230	1150	2760	
	6	275			15	525			20	110	2	25													
															2	425		4	85	2	42	121	606	1555	
	1	45													1	45			29	14	07	36	157		
	1	45													9	5			19	09	04	23	157		
									10	50	1	6			3	656		7	31	3	65	182	913	2293	
	12	500			38	1110	6	30	18	100	2	50			2	290		4	58	2	29	114	572	1474	
					2	80									2	24									
															1	504		3	01	1	50	75	376	1003	
																								100	
																								100	
															3	800		7	60	3	80	190	951	2380	
48,900	60	2,140	25	2310	2627	85770	161	800	2085	11621	18749	9	9601050	597,926	1195	86	597	93	298	96	1494	82	3953	58	



No. Names.	Poll.	Property of Corporations.	Merchandise.	Bills of Exchange	Stock in Steam Navigation Vessels.	Money at Interest	Improvements on Land Claims	Name of Town or City	No of Blocks	No of Lots	Value.	Mills & Machinery	Value	Value
Amounts bro: forward	366		68200	5200	6052	119960					199870	133	48900	62140
Lewnsdale L. H							Portland	52	13					
---							---	151	eight					
---							---	14	3					
Ladd W. S.	1		2500											
Loomis Jas	1		2500				Portland	25	3	1500			1.95	
Long Mr							---	4	1/2 of 326	600				
Lamson Jeremiah							---	55	742	1500				
Lewnsdale S. P. Co.	1						---	126	eight	400				
---							---	225	384	50				
---							---	244	1	10				
---							---	204	7	50				
---							---	204	8	50				
---							---	73	4	500				
Lelana Alonzo	1						---	203	1	25				
Lisham Samuel	1						---	18	1/2 of 44	1000				
Landers Felix	1					1000								2300
Amounts Carried forward	372		73200	5200	6052	120960					205555	133	48900	62475



Machinery Value  
 Horses Value  
 Mules & Jacks Value  
 Cattle Value  
 Sheep Value  
 Hogs Value  
 Cows & Horses Value  
 Carriages Value  
 Furniture & Goods Value  
 Total Valuation  
 Taxes  
 County School Territory Building Total

489.00	25	2310	2627	85770	161	800	2085	11621	187	4993	7	960	150	597726	1195	86	597	93	298	96	1494	82	3953	58
														0000										
									2	25				2525	505	252	126	631	16	15				
1.	95								1	6				4041	808	404	202	1010	25	24				
														600	120	60	30	150	3	60				
														1500	300	150	75	375	9	00				
														1060	212	106	53	265	7	36				
									1	20				45	09	04	02	11	1	27				
														1000	200	100	50	250	7	00				
2300		14	480			20	100	1	8					1888	378	189	94	472	14	34				
489.00	25	2310	2627	85770	161	800	2105	11721	192	5052	7	960	150	110585	1221	18	610	59	305	29	152	647	4035	54



No.	Names	Doll	Property of Corporations	Merchandise	Bills of Exchange Stocks & Bonds Savings Banks	Money at Interest	Improvements on Land Claims	Town or City -	No of Blocks	No of Lots	Value	Mills & Machinery	Value	Value	Total
	Amounts <i>carried forward</i>	372	73,200		5200 6052	120,960					205,555	13 1/2	48,900	60,425	2475
	Amounts <i>carried forward</i>	372	73,200		5200 6052	120,960					205,555	13 1/2	48,900	60,425	2475



Value	Value	Mule Socks	Value	Cattle	Value	Sheep	Value	Hogs	Value	Cloths/Matches	Value	P. Barajis	Value	4 <sup>1</sup> / <sub>2</sub> Permitted on 2009	Total Valuation	Taxes				
																County	School	Territorial	Building	Total

612	4245	25	2310	2641	86,250	161	800	2105	11725	192	5052	7	960	1050	10585	1221	18	610	59	305	29	1526.47	4035.54
-----	------	----	------	------	--------	-----	-----	------	-------	-----	------	---	-----	------	-------	------	----	-----	----	-----	----	---------	---------

612	4245	25	2310	2641	86,250	161	800	2105	11721	192	5052	7	960	1050	10585	1221.18	610.59	305.29	1526.47	4035.54
-----	------	----	------	------	--------	-----	-----	------	-------	-----	------	---	-----	------	-------	---------	--------	--------	---------	---------



No	Names	Polls					Name of Town or City	No of Block	No of Lot	Value	Mills/Machinery	Value	Cords
		Property to Corporations	Merchandise	Bills of Exchange	Stock in Steam Boats, other Vessels	Money at Interest							
	Amounts brot forward	372	73200	5200	6052	120960			205555	13 1/2	48900	61	
	Marye S. W.	1					Portland	13	2	500			4295
	u u						u u	39	187	1700			
	u u						u u	39	8	500			
	u u						u u	39	1/2 3/4 6	600			
	u u						u u	80	1	1000			
	u u						u u	72	1	1500			
	u u						u u	19	eight lots	400			
	u u						u u	1	2	500			
	u u						u u	72	243	200			
	u u						u u	12	445	200			
	u u						u u	12	645	200			
	u u						u u	12	8	150			
	Master A. L.	1		600	1500								1825
	Moore Mr						u u	72	3	900			
	Mc Cabe Jas	1											
	Mc Laren R. R. & S.	1	3000										
	Mc Laren R. R.	1					u u	123	8	50			
	Melvin Josiah						u u	48	445	1200			
	Molthrop W. E			2000			u u	28	seven lots	4000			150
	Marquam P. A.	1					u u	189	eight lots	300			100
	Morrison L. L. Fruit agent						u u	29	2	500			
	Mc Donald H.	1					u u	23	5	800			
	u u						u u	70	1	200			
	u u						u u	26	748	1000			
	Murray Seldon						u u	7	142	2000			
	Mc Dinney & Sons						u u	21	748	600			
	Mc Laughlin John						u u	3	1	500			
	Mc Nemee Job	1			1500		u u	4	8				100
	Amounts Carried forward	380	76200	7200	6652	123960				225005	13 1/2	48900	4650







No.	Names.	Roll	Property of Corporations	Merchandise	Bills of exchange	Stock in Steam boats & other vessels	Money at interest	Improvements on Land Claims	Name of Town or City	No of Block	No of Lots	Value	Mills & Machinery	Value	Value
	Amounts bro't forward	380		76,200		72,000	6652	123960				225,005	13 1/2	48,900	68,650
	Mc Cay Charles Sen	1					900		Portland	11	8	400			1,700
	Mc Cay Charles Jun	1					50								180
	Mc Cary Richard	1					400								100
	Mc Coy S. A.	1													75
	Meek L. L.	1					1000								120
	Meek B. S.	1													60
	Moore Michael	1					1075		Hillsboro			40			220
	Mitchel Israel						350								200
	Miller Lewis	1					75								100
	Pomoe David	1					900								100
	Mulkey Wesley	1					1800								435
	Martin Norman	1					150								
	McLeod Soneld	1					350								150
	Macklin William	1					550								60
	Merrel C. J.	1				450	300								400
	Merrel C. G.						600								
	McMullin James	1					1000								
	Marshal Robert	1					200								
	Miller Mrs. J.						550		Linn City	4	3	350			
	Miller Samuel	1					350								
	Moore Jas. M.	1					200		Multanoma	property		1000	1	3000	100
	"								Linn City	3	1412	200			
	Miller James L.	1					150								60
	Martin John	1													
	Mathews A. A.	1					75								50
	Moore Robert								Portland	18	243	1500			
	"								"	"	647	200			
	"								Linn City	5	4	650			
	"								"	"	5	100			
	"								"	"	6	100			
	Amounts Carried forward	5401		76200		7200	87102	134985				226995	14 1/2	51,900	68,760



Value	Value	Value	Value	Value	Value	Value	Value	Value	Value	Value	Value	Value	Value	Value	Value	Value	Value	Taxes							
																		County	School	Chambers	Building	Total			
18.900	63	27	2560	2451	86400	161	800	2130	11921	199	5331	7	96	1150	642.029	1284	06	642	03	321	01	1645	07	4232	18
14	700		45	1600				20	100	2	50				9750	7	50	3	75	1	87	9	37	23	50
2	180		9	440				3	25						695	1	39	49	34	1	73	5	17		
2	100		2	75				7	35						610	1	22	61	30	1	52	4	66		
1	75									1	5				80		16	08	04		20	1	48		
2	120		80	3500				2	20						4640	9	25	4	64	2	32	11	60	28	54
1	60		2	90						1	6				156		31	15	07		38	1	93		
3	220		9	230				5	38	2	10				1618	3	23	1	61	80	4	03	10	69	
3	200		14	390				16	96	2	18				1054	2	11	1	05	52	2	63	6	33	
2	100		11	365				16	75						555	1	11	55	27	1	38	4	33		
2	100		32	800				25	125						1925	3	85	1	92	96	4	81	12	55	
7	485		24	745	4	20	8	32	1	10					3042	6	08	3	04	1	52	7	60	19	24
3	150		8	250				2	16						416		83	41	20	1	03	3	49		
1	60		13	530											1030	2	06	1	03	51	2	57	7	18	
4	400		9	325				12	84	1	8				1027	2	05	1	02	4	51	2	56	7	15
			28	1000				6	24						2174	4	35	2	17	1	08	5	43	14	05
										1	25				625	1	25	62	31	1	56	3	75		
			5	180				10	70						1250	2	50	1	25	62	3	12	8	50	
															200		40	20	10		50	2	20		
			10	400				8	40	1	6				1346	2	69	1	34	67	3	36	8	07	
			4	200				1	8						538	1	12	56	28	1	40	4	36		
3000	1	100	15	655											5155	10	31	5	15	2	57	12	88	31	93
	1	60													210		42	21	10		52	2	26		
	1	50	2	100											225		45	22	11		56	2	35		

at carried forward

51.900 685 17760 27 2560 297398455 165 820 227117091 2115469 7 960 1150 674365 1348.73 674.36 337.18 1685.91 4447.19

2000



No. Names	Poll	Property Corporation	Merchandise	Bills of Exchange	Stock in Steam boats & other Vessels	Money at Interest	Improvements on Land Claims	Name of Town, or City	No of Block	No of Lot	Value	Mills & Machinery	Value	Value
Amounts brot forward.	401	762 00	72 00	710 2	1349 85						226 995	14 1/2	51,900	47 760
Moore Robert								Linn City	5	7	100			
"								"	2	4	100			
"								"	"	5	100			
"								"	"	6	100			
"								"	"	1	100			
"								"	"	12	100			
"								"	1	1	100			
"								"	"	6	100			
"								"	13	3	50			
"								"	"	4	50			
"								"	"	5	50			
"								"	"	6	50			
"								"	16	1	50			
"								"	"	2	50			
"								"	"	3	50			
"								"	"	4	50			
"								"	"	5	50			
"								"	"	6	50			
"								"	17	1	50			
"								"	"	2	50			
"								"	"	3	50			
"								"	"	4	50			
"								"	"	5	50			
"								"	"	6	50			
"								"	18	3	100			
"								"	19	3	100			
"								"	"	10	100			
"								"	24	4	50			
"								"	"	5	50			
"								"	"	6	50			
"								"	26	7	50			
Amounts Carried forward.	401	762 00	72 00	710 2	1349 85						46 50	14 1/2	51,900	47 760
											226 995	14 1/2	51,900	47 760



Value	Value	Mules, Sicks	Value	Cattle	Value	Sheep	Value	Hogs	Value	Clothes & Materials	Value	Wagon	Value	St. Amusement	Total	Valuation	Taxes				
																	County	School	Territorial	Building	Total

51,900	47,760	27	2560	2973	98,455	165	820	2271	12709	211	5469	7	960	1150	674.365	1348.73	674.36	337.18	1685.91		4447.19
--------	--------	----	------	------	--------	-----	-----	------	-------	-----	------	---	-----	------	---------	---------	--------	--------	---------	--	---------

21100

51,900	47,760	27	2560	2973	98,455	165	820	2271	12709	211	5469	7	960	1150	674.365	1348.73	674.36	337.18	1685.91		4447.19
--------	--------	----	------	------	--------	-----	-----	------	-------	-----	------	---	-----	------	---------	---------	--------	--------	---------	--	---------



Mr. Names	Coll.	Property of Corporation	Merchandise	Bills of Exchange	Stock in Steam Boat for the District	Money at Interest	Surplus or Loans	Name of Town or City	No. of Block	No. of Lot	Value	Mills & Machinery	Wages	Val.
Amounts bro't forward.	401		762.00	7200	702	7102	134,985				226,995	14 2/3	51,900	177 1/2
Moore Robert								Bro't forward. Linn City	26	8	50			
"								"	"	9	50			
"								"	"	10	50			
"								"	"	11	50			
"								"	"	12	50			
"								"	"	1	100			
"								"	half lots	2	100			
"								"	"	3	100			
"								"	"	4	100			
"								"	"	5	100			
"								"	"	6	100			
"								"	"	7	100			
"								"	"	8	100			
"								"	"	6	11	50		
"								"	"	12	50			
"								"	"	4	7	20		
"								"	"	8	20			
"								"	"	9	20			
"								"	"	7	1	25		
"								"	"	2	25			
"								"	"	3	25			
"								"	"	4	25			
"								"	"	5	25			
"								"	"	6	25			
"								"	"	7	25			
"								"	"	8	25			
"								"	"	9	25			
"								"	"	10	25			
"								"	"	11	25			
"								"	"	12	25			
"								"	"	8	1	50		
Amounts Carried forward.	401		76.200	7200	7102	134,985					226,995	14 2/3	51,900	177 1/2



Value	Value	Mule stock	Value	Cattle	Value	Sheep	Value	Hogs	Value	Clucking Matches	Value	Plow Carriage	Value	Household Furniture	Total Valuation	Taxes				
																County	School	Teritorial	Building	Total

51.900	477.60	27	2560	2973.42	165	820	2271	12709	211	5469	7	960	1150	674.365	1348.73	674.36	337.18	1685.91	4447.19	
--------	--------	----	------	---------	-----	-----	------	-------	-----	------	---	-----	------	---------	---------	--------	--------	---------	---------	--

1800

51.900	477.60	27	2560	2973.42	165	820	2271	12709	211	5469	7	960	1150	674.365	1348.73	674.36	337.18	1685.91	4447.91	
--------	--------	----	------	---------	-----	-----	------	-------	-----	------	---	-----	------	---------	---------	--------	--------	---------	---------	--



M. Names.	Poll.	Property of Corporations	Merchandise	Bills of Exchange	Stock in Steamboats & other Vessels	Money advanced	Improvements on Land Claims	Name of Town, or City.	No of Blocks	No of Lots	Value	Mills & Machinery	Value
Amounts bro't forward.	401	76.200		7200	7102	134.985					226.995	14 3/4	51.900
Morre Robert							Linn City	8	2	50			
"							"	"	3	50			
"							"	"	4	50			
"							"	"	10	50			
"							"	"	11	50			
"							"	"	12	50			
"							"	9	7	50			
"							"	"	11	50			
"							"	"	12	50			
"							"	14	1	50			
"							"	"	2	50			
"							"	"	3	50			
"							"	"	4	50			
"							"	"	5	50			
"							"	"	6	50			
"							"	"	7	50			
"							"	"	8	50			
"							"	"	9	50			
"							"	"	10	250			
"							"	"	11	250			
Miller C. C.							Linn City	10	489	200			
"							"	19	182	400			
"							"	11	182	150			
"							"	"	11412	150			
"							"	12	1283	300			
"							"	"	70	25			
"							"	"	11412	50			
"							"	13	289	200			
Miles Lessee						250							
Miles S. D.	1												
Morgan Edward	1												
Amounts Carried forward.	403	76200		7200	7102	135235					226080	14 3/4	51.900

120

7.880



Machinery  
 Value, 51.900  
 Value, 18847.76  
 Value, 27  
 Value, 2560  
 Value, 2493  
 Value, 98455  
 Cattle, 165  
 Value, 820  
 Sheep, 2271  
 Value, 12709  
 Value, 211  
 Value, 5469  
 Value, 7  
 Value, 960  
 Value, 1150  
 Value, 174.365  
 Value, 1348.73  
 Value, 674  
 Value, 36  
 Value, 337  
 Value, 18  
 Value, 1685  
 Value, 91  
 Value, 1447  
 Value, 99

Taxes.

County School Territorial Building Total

7610 1522 761 380<sup>2</sup> 1902<sup>2</sup> 14566

1475 295 147<sup>2</sup> 73<sup>3</sup> 368<sup>3</sup> 885  
 520 104 52 26 130 312  
 120 24 12 06 30 172  
 100

x ~~278~~ 270

1120

51.900 18847.880 27 2569 2493 98455 165 820 2271 12709 211 5469 7 960 1150 684090 1368.18 684.09 342.04<sup>2</sup> 1710.22<sup>2</sup> 4507.54



Mr. Names	Poll	Property of Corporations	Merchandise	Bills of Exchange	Stock in Steam Boats or other Vessels	Money at Interest	Improvements on Lands claimed	Name of Town or City	No of Block	No of Lot	Value	Mills or Machinery	Vehicles	Value
Amounts brot forward	403		76.200	7200	7102	135.235					236.180	14 1/2	51.900	7880
Morgan Edward sen						300								
Miller Robert						500	Portland	175	142	200				275
McIntire H. P.	1					300								250
Miller James	1					350								30
Menzie's James	1					125								100
Mauzey William	1					700								500
Mauzey John	1													
McQuin Alexander	1					500								200
Miles S. A.	1													40
Melvin William	1													
McPherson John	1					500								420
McKnight O.	1													
McCormack S. P.	1		300											
Mann C. W.	1						Portland	165	4	50				
Miller George	1													
Mills L. H. A.	1													30
Mitchel George	1													
Mead M. M.	1													
Montgomery Geo.	1						Portland	9	245 1/2	4000				
Mardon John	1						— — —	3	1/2 of 5	800				
Mansfield Wm.	1													
McKay Jas	1													
McLellan Co.	1			600										
Matthius & McMillin	2						Portland	57	344	600				
Miller A.	1													150
Moore's F. Mo.							Newtonomah	4	728	500				
Amounts Carried forward	427		76.500	7800	7102	138.510					242.230	14 1/2	51.900	7915



Machinery	Value	Value	Mules & Sacks	Value	Cattle	Value	Sheep	Value	Hogs	Value	Cattle & Mules	Value	Horned Cattle	Value	Horned Cattle	Total	Valuation	Taxes					
																		County	School	Terrestrial Building	Total		
51.900	4347.880	27	2560	2980	98725	165	820	2271	12709	2115469	7	960	1150	684.090	326315	684	09	342	04	1710	22	4507	54
				35	1300			12	100					1700	340	170		85	425	10	20		
	4275			9	295			14	100					1370	274	137		68	342		822		
	4250			10	400			15	75					1025	205	102		51	256		715		
	150			4	75			4	24					499	100	50		25	125		400		
	2100			16	380			4	36	2	100			941	188	94		47	235		664		
	5500			16	430			16	85					1715	343	171		85	428		1129		
				4	200									200	40	20		10	50		220		
	4200	2	225	25	680			12	72	1	50			1727	345	172		86	431		1135		
	140	1	75	4	170					1	50			335	67	33		16	83		301		
																						100	
	1420			30	840			30	210	1	8			1978	396	198		99	495		1288		
										1	50		200	250	50	25		12	62		250		
										1	41			304	61	30		15	76		283		
														50	10	05		02	12		130		
																						100	
	150													50	10	05		02	12		130		
																						100	
														4000	800	400		200	1000		2500		
										1	5			805	161	80		40	201		583		
																						100	
				4	200					1	12			212	42	21		10	52		226		
														600	120	60		30	150		460		
										2	120			720	144	72		36	180		632		
	150													150	30	15		07	37		190		
														500	100	50		25	125		800		
4 1/2	51.900	9915	30	2860	3137	10389	165	820	2378	13411	2225868	7	960	1350	703.221	1406.444	703.222	351.61	1758.05		4646.32		



No.	Names	Poll	Property of Corporations	Merchandise	Bills of Exchange	Stock in Steam boats & other Vessels	Money at Interest	Improvements or Gas Claims	Name of Town or City	No of Blocks	No of Lots	Value	Machinery	Value	Val
	Amounts brot forward	427		76,500	7800	7102	138,510					242,234	14 1/2	51,900	74,915
	Northrop L. L.						800								2,000
	Nolen Henry Sen.						50								200
	Nolen Henry Jun.	1					800	Hillboro			30				160
	Northrop Harry	1					700	Hillboro			50				285
	Neff Marcus	1					150								
	Naylor G.	1													
	Naylor Tho <sup>d</sup> G.	1					1,600								1100
	Nesmith L. W.							Portland	64	5	100				
	Northrop & Simons	2	4500												
	Northcraft W.	1						Portland	129	7	1500				
	" "							" "	166	3	75				
	Northcraft J. D.	1						" "	167	8	75				50
	" "							" "	168	4	75				
	Northrop & Watts	2						" "	2	122	3500				
	" "							" "	128	344 1/2	300				
	" "							" "	57	5	100				
	Nealy J. W.	1													
	Nichols Natherr	1													150
	Norton L. C.	1						Portland	79	3	4,000				140
	" "							" "	49	8	100				
	" "							" "	52	7	100				
	" "							" "	38	748	500				
	" "							" "	39	125	2500				
	Norris S.	1						" "	173	142	100				
	" "							" "	189	344	50				
	" "							" "	115	2	300				
	" "							" "	134	4	50				
	" "							" "	123	1	40				
	" "							" "	47	1	200				
	" "							" "	118	8	75				
	" "							" "	64	3	50				
	Amounts carried forward	442		81,000	7800	7102	142,610					256,070	14 1/2	51,900	2700







No	Names	Roll	Property of Corporations	Merchandise	Bills of Exchange	Stock in Steam boats & other vessels	Manufactures	Improvements on land claims	Name of Town or City	No of Blocks	No of Lots	Value	Mills & machinery	Wagon roads	
	Amount brought forward.	442	81000		7800	7102	142,410					254070	14 2/3	51900	2700
	Morris S.								Portland	115	67	1200			
									"	29	7	200			
									"	134	3	100			
									"	114	4	300			
									"	59	3	75			
									"	64	4	50			
	Amounts Carried forward.	442	81000		7800	7102	142,610					257,195	14 2/3	51,900	2700







O. Names	Poll	Property of Corporation	Merchandise	Pills of Exchange	Stock in Steam Boat & other Vessels	Machinery & Tools	Improvements on Lands	Name of Town or City	No of Block	No of Lot	Value.	Mills & Machinery	Value of Order
Amounts brot forward.	442	81 000	7800	7102	142 610				257 195	14 3/4	51 900	700	
Oskins Thomas	1				850							360	
O'Bryant H. L.	1					Portland	140	546	150				
Ogden W. S.	1	2000				---	159	546	100				
---						---	5	2	400				
Owen R. L.	1	1000											
Outhouse J.	1			200								140	
O'Neil Patrick	1					Portland	39	1/2 50 1/2	800				
---						---	18	1/2 44	1200				
---						---	63	344	150				
Ozren Jas.						---	9	4	500				
Amounts carried forward.	448	84 000	7800	7302	143 460				260 495	14 3/4	51 900	3100	







P. Names	Poll.	Property of Corporation	Merchandise	Stock in Steamboat 40 Cents Shares	Bills of Exchange	Money at Interest	Improvements	and Claims	Name of Town or City	No of Polls	No of Lots	Value	Mills Machinery	Pol 4 or 20	
Amounts bro't forward.	448		84000	7800	7302	143,460						260,495	14 1/3	51,900	53,100
Pierce C. W.	1					150							1/3	1000	
Pease Alexander	1												1/3	1000	75
Potter John	1					100									
Picket Charles															60
Parsons John	1														300
Pool John	1					150									130
Porter William	1					400									500
Porter John	1					100									350
Parsons O.	1					275									
Porter Buss & Co.	3					75									75
Parsons William	1					125			Portland	57	1	125			50
Parsons Luther	1					300			Portland	57	2	125			
Parsons Hiram	1														
Parsons Arson	1					50									
Peat Isaac	1					150									60
Palmer Larnie						100									
Pugh Washington	1					400									160
Price L. B.	1								Linn City	1	12	2,300			50
"									Multanovich			300			
Painter L. R.	1					75									
Painter Charles	1					50									40
Painter Mrs. Lane									Linn City	2	2	100			
"									"	2	3	100			
"									"	2	11	100			
"									"	4	4	500			
"									"	4	5	100			
Perin M. K.	1					850									
Palmer Loel									Linn City	19	11	400			
"									"	18	24	400			
Pope S. Y.	1		800			800									
Amounts Carried forward.	470		84,800	7800	7302	146,810						265,245	15	53,900	49,500



Value	Horses	Value	Mules Jacks	Value	Cattle	Value	Sheep	Value	Hogs	Value	Clocks Watches	Value	Plow Carriages	Value	Household Furnishings	Total Valuation	Taxes				
																	County	School	Territorial	Building	Total
51.900	53.100	30	2860	3250	107650	147	830	2560	14501	233	6239	7	960	1350	742547	148509	742547	371	27	185636	490327
1000				5	190										1340	268	134	67		335	904
1000	75	1	70												1145	229	1142	57		286	787
				2	75			1	8						183	37	182	09		46	211
	60														60	12	06	03		15	36
	300			1	50			8	40						390	78	39	192		972	334
	135			11	440			8	50						775	155	77	382		1933	565
	500			30	850	9	45	12	84	1	4				1883	377	1882	94		471	1231
	350			1	25			2	10	1	75				560	112	56	28		140	436
				6	250			8	45						570	114	57	28		1422	442
	75	1	2300												2650	530	265	132		6622	1890
	50			1	30			3	46						330	66	33	162		822	298
				2	90			4	28						543	109	542	27		136	427
				2	50			13	46						96	19	092	043		233	157
								4	20						70	14	07	032		172	142
	60			10	450			6	36						696	139	692	343		1733	517
															100	20	10	05		25	60
	160			31	800			11	77						1437	287	1432	713		3582	961
	50			3	145			8	40	1	25				9050						
				4	200						1	25			3060	612	306	153		765	1936
	40										1	25			300	60	30	15		75	280
				5	150						1	8			115	23	112	05		283	169
															1038	212	106	53		265	636
				8	300			2	12	1	100				1262	252	126	63		315	856
															800	160	80	40		200	480
										1	25				823	165	822	41		206	595
53.900	54955.32	5430	3368	111745	174	875	2649	14997	2416526	7	960	1350	762795	152559	762792	381393	190698			504677	



P. Names	Coll.	Property of Corporations	Merchandise	Bills of Exchange	Stamps in Steam	Money at Interest	Improvements on Land Claims	Name of Town or City	No of Blocks	No of Lots	Value.	Mills & Machinery	Value	
Amounts bro <sup>d</sup> forward	470	84,800	7800	7302	146,810						265,245	15	53,900	8,955
Postewart L.	1							St. Hellens	10	15	100		75	
"								"	18	13	100			
Perry Francis	1					250		Milton	1	18	1000			
"								"	14	5	500	1	2500	
Porter L. Co.	1					200								
Parish S. L.								Portland	1	1	4000			
"								do	1	6	800			
"								"	1	7	800			
Parish & Savage								"	1	1/2	800			
Parkinson Charles	1							"	149	3	75			
Perkins Joel								"	4	1	1200			
Powers J. S. Mayor Agent								"	147	2	100			
Poland Jas	1													
Pillow & Low	2	1500						Portland	40	1/2	2000		50	
Peterson K. A.	1													
Pomeroy Walter	1		0.000	2.000	1.000	3.000		Portland	52	2	600		500	
Pomeroy Walter Jr.	1							"					50	
Pomeroy Henry	1							"					75	
Powell Jackson								Portland	81	3/4	2500			
Porter Robt.	1							"						
Patton Matthew								"	79	3	2500			
Poindexter William	7							"	6	1	1800			
Poindexter William	1					300		"					80	
Patterson Ira								"	10	4	1500			
Pomeroy Walter								"	10	1	500			
"								Linn City	1	7	500			
"								"	1	8	500			
"								"	1	9	500			
Patton Matthew								Portland	6	2	800			
"								"	7	3	600			
"								"	181	3	25			
Amounts carried forward	483	87,300	9800	8302	150,560						289,045	16	56,400	85







P. Names	Coll	Property of Corporations	Merchandise	Bills of Exchange	Stock in Bonds	at Home	Money at Interest	Improvements on Lands	Name of Town or City	No of Block	No of Lot	Value	Miles of Road	Miles of Water	Miles of Water
Amounts brot forward.	483	86300		9800	8302	150.560					289.045	16	54.400	84.035	
Boston Matthews								Portland	181	4	25				
								"	"	5	25				
								"	"	6	25				
								"	"	7	25				
								"	"	8	25				
Amounts carried forward.	483	86300		9800	8302	150.560					289.170	16	54.400	84.035	



Machinery  
 Value  
 Horses  
 Value  
 Mules, Cows &  
 Value  
 Cattle  
 Value  
 Sheep  
 Value  
 Hogs  
 Value  
 Swine & Poultry  
 Value  
 New Corners  
 Value  
 Homestead Pro-  
 vided for  
 Total  
 Valuation  
 Taxes  
 County School Territorial Building Total

6400 820 56085 34 5620 3435 114445 192 955 2729 15447 2466660 7 960 1350 802154160431 21 800 600 400 30' 2005.51' 5295.93

1550 300 155 77 38 7 8930

6400 820 56085 34 5620 3435 114445 192 955 2729 15447 2466660 7 960 1350 802154160431 502.15 401.07 2005.38 5295.93



2. Names  
 Roll  
 Property of  
 Corporations  
 Merchandise  
 Bills of Exchange  
 Stock in Shares  
 Bonds, Notes, Receipts  
 Money at Interest  
 Improvements  
 and Claims  
 Name of Town or City  
 No of Block  
 No of Lot  
 Value  
 Mills, Machinery  
 and other  
 Improvements

Amounts brot. forward	483	86.300	9800	8302	150	560			289170	16	56400	86085
Louaigler Asther	1					50						

Amounts carried forward	484	86300	9800	8302	150	610			289170	16	56400	86085
-------------------------	-----	-------	------	------	-----	-----	--	--	--------	----	-------	-------



1/2 Machinery  
 Value  
 Horses  
 Value  
 Milk Cows  
 Value  
 Cattle  
 Value  
 Sheep  
 Value  
 Hogs  
 Value  
 Cows & Horses  
 Value  
 New Carriages  
 Value  
 Ammunition  
 on hand  
 Total  
 Valuation  
 County  
 Territorial  
 Building  
 Total  
 Taxes

56400	82560	85	34	5620	3435	114445	192	955	2729	15447	2466660	7	960	1350	802.154	1604.31	802.15	401.07	2005.38	5295.93
								2	6					56	11	05	02	13	133	

56400 82560 85 34 5620 3435 114445 192 955 2731 15453 2466660 7 960 1350 802.210 1604.42 802.21 401.10 2005.52 5297.26



N. Names	Coll	Property & Corporations	Merchandise	Bills of exchange	Stocks in hand	Monies in bank	Mortgages	Improvements	on Cases claims	Name of City, or Town	No of Blocks	No of Lots	Value	Mills, Machinery	Value	
Amounts bro't forward.	484		86300		9800	8302	150	610					289170	16	56400	885
Robison S. B.	1							200								
Richey John	1							600								
Reed M. H.	1															
Raymond Samuel	1															50
Reeves William	1							100								30
Rein Michael	1							650								60
Robison R. F.	1															80
Robinson N.	1							2000								100
Reed Jacob	1							950								100
Ritchey J. M.	1				1400		50			Portland	167	4	100			310
Rice James	1							1300		Portland	20	8	200			200
Richardson N. C.	1							1500								400
Rowe Jas. M.	1													1	2000	275
Reed James	1							300								
Roberson William	1							250								
Richardson George	1							500								60
Richardson L. S.	1							250								
Rogers & Fryon	2			500				600						1	1500	
Richardson J.	1							300								10
Riley John	1							100		Linn City			100			100
Reed Charles	1									St Hellens	17	18	1000			20
Richards Solomon	1							500								
Rogers John	1							250		Milton	54	5	250			
"										do	56	6	200			
Pop Mc Kinney										Portland	6	7	2500			
J. Tibbets										" "	6	8	600			
Raleigh P.	1	3500								" "	47	7	1000			
Reed & Co.	2	500														
Reeds Calvin	1									Portland	9	243	800			
Robinson T. G.	1									"	129	426	875			175
										"	14	8	2000			
Amounts carried forward.	512	90300		10300	9702	162010							298795	18	59900	865



												Taxes												
Value	Value	Mul. Sect. n	Value	Cattle	Value	Sheep	Value	Hogs	Value	Clocks Watches	Value	Plow Carriage	Value	Furniture	Total	County	School	Termin's	Building	Total				
56400	820.85	34	5620	3435	114.45	192	955	2731	15453	246	6660	7	960	1350	802.210	1104	42	802	21400	10	2005	52	529726	
				9	320	19	95	9	50					665	1	33		66	33	166		499		
				7	300			5	25	1	20			945	1	89		94	47	236		667		
	150													50	10		05	02	12			134		
	150													50	10		05	02	12			130		
	160							10	40					200	40		20	10		50		220		
	3180			7	150	5	25	3	24					1029	2	06		1	03	51	2	57	718	
				2	90									90	18		09	04		22		154		
	2900			18	565			20	100	1	4			3569	7	14		3	57	178	8	92	2242	
	5910			22	660	7	35	2	56	7	8			2019	4	04		2	02	1	01	5	05	1312
	2200			10	310					1	20			2080	4	16		2	08	1	04	5	20	1348
	4200	1	75	30	910	16	80	12	100					2865	5	73		2	86	1	43	7	16	1819
	2175			7	315			5	30	1	6			2046	4	09		2	04	1	02	5	11	1327
2000				3	145									2145	4	29		2	14	1	07	5	36	1387
				3	145			7	42					457		97		2	48	24		121		391
				2	100					1	10			360		72		36	18		90		316	
	160			18	360			20	100					1220	2	44		1	22	61	3	05	832	
				1	45									295		59		29		14	73		277	
1500				11	465			8	56					3126	6	24		3	12	1	56	7	80	2072
	150			10	325			10	50	1	6			731	1	46		73		36	182		538	
	1100													300		60		30		15		75		280
	2120													1120	2	24		1	12	56	2	80		772
				8	300			5	25	1	7			832	1	66		83		41	2	07		598
				100	3000			100	600					4300	8	60		430	2	15	10	75		2580
														3100	6	20		3	10	1	55	7	75	1860
										1	25			4525	9	05		4	53	2	26	11	31	2815
														500	1	00		50		25	1	25		500
														800	1	60		80		40	2	00		580
175																								
59900	858605	35	5695	3703	123150	239	1190	2953	16771	255	6766	7	960	1350	841.652	1683.30	841.65	420.82	2104.12					5560.90



N. Names	Bills	Property of Corporations	Merchandise	Bills of Exchange	Stock in Steam boats & other vessels	Money at interest	Confessions in and claims	Name of City or Town	No of Block	No of Lot	Value.	Total Machinery	Total
Amounts brot forward.	512	90.300	10300	9702	161.010						298,745	18	59,900
Robinson T. C.								Fortlands	2	4227	2500		
								"	5	4	6000		
								"	128	2,678	1450		
								"	2	103	2000		
								"	147	1	50		
								"	133	4	50		
Roberts Isaac								"	149	12,373	600		
Reed C. A.								"	11	1	1500		
								"	79	4	9000		
Reynolds J. F.	1							"	50	344	1,500		
Amounts carried forward.	513	90.300	10300	9702	161.010						321,945	18	59,900



Machinery  
 Value  
 Horses  
 Value  
 Mules & pack  
 Value  
 Cattle  
 Value  
 Sheep  
 Value  
 Hogs  
 Value  
 Clocks & watches  
 Value  
 Bicycles  
 Value  
 Carriages  
 Value  
 Furniture  
 on premises  
 Total  
 Valuation

Taxes

County School Territorial Building Total.

59,900 85 58 15 35 5695 3793 123,150 239 1190 2953 16,771 255 6766 7 960 1350 841.654 1483 30 841 65 420 82 2104 12 5560 90

14.000 28 00 14 00 7 00 35 00 85 00  
 600 1 24 60 34 1 50 3 60  
 10.500 21 00 10 50 5 25 26 25 63 00  
 1000 2 00 1 00 50 2 50 7 00

59,900 85 58 15 35 5695 3793 123,150 239 1190 2953 16,771 255 6766 7 960 1350 867.754 1735.50 8 17.75 4338 7 2169.37 5719.50



S. Names.	Poll.	Property of Corporation	Merchandise.	Bill of exchange	Stock in Steam boats & other vessels.	Money at interest	Improvements on Lands claims	Name of town or city.	No. of Black wt <sup>o</sup> of Gal	Value.	Price of Machinery	Value	Value
Amounts brot forward.	573		90,300	10,300	9702	161,010				321945	18	59900	858,615
Skates & Lucas								Portland	60	2	350		
								"	9	8	150		
Stewart Eli	1					200		"	166	4	50		
Stephens Thos. Sr Thompson agt.								"	27	142	2,000		
Stewart & Co. C.	1							"	145	78	100		
								"	164	1	50		
								"	167	546	100		
Stewart & Leighton								"	152	445	100		
								"	175	5637	400		
Stewart Daniel	1												
Short C. D.								Portland	48	1	500		
Smith G. S.	1				5,900			"	145	142	150		
<del>Stark Benj</del>	111							"	209	1,238	75		
								"	222	865	200		
								"	223	1,234	100		
Stark Benj	1												
Amounts Carried forward.	518		90,300	10,300	13,602	161,210				324,270	18	59,900	858,615







S. Names.	Ball	Property & Corporations	Merchandise	Bills of exchange	Stock in Steam boats & other vessels	Money at interest	Improvements on land claims	Name of Town or City	No of Block.	No of Lot	Value	Mills & Machinery	Not over	
Amounts brot forward.	518	90300		10300	13602	161210					326.270	18	59.900	3.615
Smarr Robert	1													
Tulger Abraham	1		820			150		Hillsboro'	4	546	100			200
"								"	7	2	50			
"								"	5	2	50			
"								"	1	8	450			
Dimmons Wheelock	1					500		Portland	18	5	200			780
"								"	7	8	350			
"								"	7	5	350			
Spence John	1					50								40
Slone Joseph	1													60
Smith George	1					950								225
Sewel Henry	1					550								150
Smith Anderson	1					300								710
Scoggins S. L.	1				4400									250
Smith Isaac	1					100								40
Stewart Thomas	1					550								
Stewart Holman	1					175								40
Stewart Benj						325								155
Stewart Charles	1					750								300
Stewart Alfred	1					50								
Tigler George	1					100		Hillsboro'			50			
Timonson John	1													
Stokes William	1					200								
Tlesman George	1					75								
Smith A. S.	1				100	1100		Hillsboro'			100			800
Smith Larias	1													700
Scoggins Wm. do.						175								800
Shelton William	1													150
Smith A. G.	1													
Shuel Peter	1					9500								150
Stott Thomas	1					100								
Amounts carried forward.	542	91120		10300	18102	169210					327.970	18	59.900	3.66



Machinery	Value	Horses	Value	Muls. Jacks &c	Value	Cattle	Value	Sheep	Value	Hogs	Value	Clocks & Watches	Value	New Carriages	Value	H. Furniture	Total valuation	Taxes											
																		County	School	Territorial	Building	Total							
59.900	85	58.115	35	5.495	3793	123.150	239	1190	2953	12779	258	6896	7	960	1350	876317	1752	63	876	31 <sup>2</sup>	438	15 <sup>3</sup>	219078 <sup>3</sup>	5775	89	100			
	20										1	10																	
																	1830	366	183	91 <sup>2</sup>	457 <sup>2</sup>	1198							
	180				170	570			20	100	1	10					2490	498	249	124 <sup>2</sup>	622 <sup>2</sup>	1594							
	40				8	175											265	53	26 <sup>2</sup>	13 <sup>1</sup>	66 <sup>1</sup>	259							
	60																60	12	06	03	15	136							
	225				16	475			16	75							1725	345	172 <sup>2</sup>	86 <sup>1</sup>	431 <sup>1</sup>	1135							
	150				17	530			12	70	1	5					1325	265	132 <sup>2</sup>	66 <sup>1</sup>	331 <sup>1</sup>	895							
	410				12	570			16	100							1310	262	131	65 <sup>2</sup>	327 <sup>2</sup>	886							
	250										1	100					4750	950	475	237 <sup>2</sup>	1187 <sup>2</sup>	2950							
	40				6	120			5	25							285	57	28 <sup>2</sup>	14 <sup>1</sup>	71 <sup>1</sup>	271							
					10	385			14	45							980	196	98	49 <sup>2</sup>	245 <sup>2</sup>	688							
	40																215	43	21 <sup>2</sup>	10 <sup>3</sup>	53 <sup>3</sup>	229							
	155				17	575			14	25							1080	214	108	54	270	648							
	300				18	635			18	60							1745	349	174 <sup>2</sup>	87 <sup>1</sup>	436 <sup>1</sup>	1147							
																	50	10	05	02 <sup>2</sup>	12 <sup>2</sup>	130							
					2	80			1		7	85					230	46	23	11 <sup>2</sup>	57 <sup>2</sup>	238							
					1	45			7	35	1	25					305	61	30 <sup>2</sup>	15 <sup>1</sup>	76 <sup>1</sup>	283							
											1	75					150	30	15	07 <sup>2</sup>	37 <sup>2</sup>	190							
	800				72	2065	30	150	19	133	1	8					4456	891	445 <sup>2</sup>	222 <sup>3</sup>	1113 <sup>3</sup>	2773							
	900																100	20	10	05	25	160							
	1800				2	90					1	75					2140	428	214	107	535	1284							
	150																150	30	15	07 <sup>2</sup>	37 <sup>2</sup>	190							
	150				16	480			20	80	1	6					2216	443	221 <sup>2</sup>	100 <sup>3</sup>	553 <sup>3</sup>	1429							
					6	300											400	80	40	x 20	100	340							
59.900	63665	35	5495	3766	130225	269	1340	3116	17527	267	7210	7	960	1350	904574	1809	1490	457	452.28	2261.42	5969.42								



S. Names.						Name of Town or City.	No of Block	No of Lot	Value.	Mills, Machinery	Value
	Poll	Property of Corporations.	Merchandise.	Bills of Exchange	Stock in Steam						
Amounts brot forward.	542	91120	10300	18102	169210			327970	18	59900	4366
Spencer P. L.	1				50	Portland	183	5 60			
"						"	225	142 120			
"						"	207	4 60			
"						"	136	344 120			
Shannon S. W.	1				100	Linn City	26	1243 150			40
Shaw Joseph	1										
Skinner & Rice						Linn City	4	1 400			
"						"	5	2 100			
Saffarans L. H.	1				150	Linn City	5	3 200			
"						"	4	6 400			
"						"	18	1 500			
"						"	9	346 200			
"						"	9	849 200			
Skinner A. A.						Linn City	23	4 50			
"						"	"	5 50			
"						"	"	6 50			
Schnebley H. L.	1				50	Linn City	12	4 500			150
"						"	"	5 400			
"						"	"	6 100			
"						"	13	1 100			
Stoten Joseph	1				75						40
Smith Thos. H.	1	2000			5000	Portland	5	3 800	2	4000	150
"						"	8	5 300			
"						St. Hillens	18	14415 100			
Smith Marcomb	1				200						50
Swanger Jacob	1										75
Spence Mrs.					30						40
Steinbagen Gustus	1					Portland					00
Shepherd Stephen	1					"	49	5 800			
Skidmore A. N.	1										
Stephens Las B						Portland		446 500			
Amounts carried forward.	554	93120	10300	18102	174865			334230	20	63900	451







S. Names	Poll.	Professors & Corporations	Merchandise	Bills of Exchange	Stock in Steam boats & other vessels	Money as Interest	Improvements on Caus Claims	Name of Town or City	No. of Block	No. of Lot.	Value	Mills/Machinery	Val
Amounts brot forward	554		93.120			10.300/8.102.174.865					334230	20	63.900
Stewart A W.	1												
Stoner Jas.	1												
Swan L. S.	1												
Smith W. F.	1		4000				75-	Portland	1	1/2 of 4	500		
u u								u u	1	1/2 of 5	300		
u u								u u	80	2	1000		
u u								u u	177	1	50		
Simpson L. P.	1					353-							
Sherlock William	1							Portland	46	182	800		25
Shields L. D.	1												
Sampson H	1												
Snow L.	1		6000										
Xavier G. A	1												
Smith William	1												
Stuart A. B.	1							Portland	19	7	700		
Star & Co.	2		500					u u	81	2	1500		
u u								u u	26	6	300		
Vandus George	1												
Stephens Thomas						2.000		Portland	5	1	2500		30
Smith Peter	1					100							80
Harvin John A.	1					50							75
Stott J. S.	1					250							50
Sparks L.	1					250							
Smith Hiram	1		3.000					Portland	1	1/2 of 5	4.000		
Silver C. S.	1					200							
Sherman J. S.								Portland	2	3	3.000		
Skater & Luccas	2							"	152	4	75		
								"	204	3	25		
								"	204	4	25		
								"	204	5	25		
								"	60	1	100		
Amounts brot forward	577		106.620			10.855/8.102.177.590					349.130	20	63.900



Value.	Value.	Mule Jacks	Value.	Cattle	Value.	Sheep.	Value.	Hogs	Value.	Clocks & Watches	Value.	Mus. Carriage	Value.	Furniture	Total Valuation.	Taxes.											
Value.	Value.	Value.	Value.	Value.	Value.	Value.	Value.	Value.	Value.	Value.	Value.	Value.	Value.	Value.	Value.	County	School	Territorial	Building	Total.							
63.900	74.570	35	5.495	3.531	132425	267	1340	3.135	17.731	273	7491	7	940	1350	924.119	1852	23	926	112	443	053	2315	283	6.110	69		
									1	20				20		04		02		01		05		1	120		
														75		15		072		033		183		1	445		
									1	5																	
														5855		11	71	5	852	2	923	14	633		3	613	
										1	10			365		73		382		181		911		3	79		
125	1	75	4	180				4	22					1212		2	42	1	21		602	3	022		8	26	
	2	200										1	75	275		55		272		133		683		2	65		
																									1	00	
														6000		12	00	6	00		3	00	15	00		37	00
																										1	00
135										1	40			75		15		072		033		183		1	445		
														700		1	40		70		35		1	75		5	20
										1	5																
														2305		4	61	2	302		1	151	5	761		15	83
																										1	00
130					23	885				1	10			5525		11	05	5	522	2	761	13	811		33	15	
1380					2	95								575		1	15	5	72	2	83	1	433		4	45	
75					13	350								475		9	5	4	72	2	33	1	183		3	85	
100					8	235		16	48					633		1	26	6	3		312	1	572		4	78	
					7	345		30	90					685		1	37	6	82	3	41	1	711		5	11	
	2	200								1	35			7235		14	47	7	232	3	613	18	083		44	41	
160	1	90								1	60			510		1	02	5	1		252	1	272		4	06	
														3000		6	00	3	00		1	50	7	50		18	00
														250		50		25		122		622		3	50		
63900	55515	41	6.260	3888	134515	267	1340	3.185	17.901	2817	676	8	1035	1350	961.889	1923.76	961.58	480.94	2404.70						63432.8		



S. Names.	Poll.	Property of Corporations.	Merchandise.	Bills of Exchange.	Stocks in Steam boats & other vessels.	Money at Interest.	Improvements on Land claims.	Names of Town, or City.	No of Blocks.	No of Lots.	Value.	Mills, Machinery.	Value of Mills.	
Amounts brot forward.	577		106.420	10855	1812	177.590					349.130	20	13.900	945.515
Yanner E	1					50								30
Gerry Louis	1													50
Gupper O. J.	1					75								75
Gucker W. D.	1					750								100
Gupper R. S.	1					250								
Gutttie Milton	1							Forest Grove	2	12344	350			275
Gucker Henry	1													125
Tompkins D. D.	1					500								
Groutinger J. Co.	1					75								
Thurston S. R. Mrs								Lim City	25	1	100			
"								"	"	2	100			
"								"	"	3	100			
"								"	"	10	100			
"								"	"	11	100			
"								"	"	12	100			
Goutch John	1					100								
Geal Benjamin	1													
Goutch Joseph	1					100		St Hellens	17	000	100			120
"								"	17	000	100			
"								"	17	000	600			
"								"						
Gripp A. G.								Portland	62	6	100			
Thomas Morris								"	18	8	700			
Ginkham Levi	1													
Thompson Robt.	1							Portland	1	1	1500			50
Tallemire Thos.								"	14	2	500			
Travalliot O.	1		500					"	3	7	1500			120
								"	3	344	2.000			
								Milton	7	445	100			
								"	15	7	300			
Talbert John	1					50		Portland	9	7	300			50
Amounts Carried forward.	593		107420	10855	1812	179.540					357.880	20	13.900	9520



Machinery	Value	Value	Value	Value	Value	Value	Value	Value	Value	Value	Value	Value	Value	Value	Value	Total Valuation	Taxes									
																	County	School	Territorial	Building	Total					
13.900	95.515	41	12.10	3.888	134.575	269	1340	3.185	1790	1	281	7.176	8	1035	1350	976.889	1923	76	961	88	480	94	2404	70	6348	28
	30		12	500							1	18			588	118		59	29	29 <sup>2</sup>	1	47 <sup>2</sup>		4	54	
	50														50	10		05		02 <sup>2</sup>		12 <sup>2</sup>		1	30	
	75														150	30		16		07 <sup>2</sup>		37 <sup>2</sup>		1	90	
	100		6	190			40	170							1210	242		1	21	60 <sup>2</sup>	3	02 <sup>2</sup>		8	26	
			6	200			13	56							506	101		50 <sup>2</sup>		25 <sup>2</sup>	1	26 <sup>2</sup>		4	03	
	275		10	295			1	10	1	8					938	188		94		47	2	35		6	64	
	125														125	25		12 <sup>2</sup>		06 <sup>2</sup>		31 <sup>2</sup>		1	75	
			5	295							1	25			750	150		75		37 <sup>2</sup>	1	87 <sup>2</sup>		5	50	
															75	15		07 <sup>2</sup>		03 <sup>3</sup>		18 <sup>3</sup>		1	45	
															600	120		60		30	1	50		3	60	
															100	20		10		05		25		1	60	
			2	100			2	12							112	22		11		05 <sup>2</sup>		27 <sup>2</sup>		1	66	
	120																									
															1020	204		102		51	2	55		7	12	
															135	27		13 <sup>2</sup>		06 <sup>3</sup>		33 <sup>3</sup>			81	
			2	90			8	48	1	20					838	172		86		43	2	15		5	16	
																									1	00
	50														1650	330		165		82 <sup>2</sup>	4	12 <sup>2</sup>		10	90	
															500	100		50		25	1	25		3	00	
	120														140											
															4860	972		486		243	12	15		30	16	
	60		8	295			1	15	1	8					728	146		73		36 <sup>2</sup>	1	82 <sup>2</sup>		5	38	
13.900	16520	41	6260	3939	13140	269	1340	3250	182	12289	7920	8	1035	1350	976.844	1953.68	976.84	1488.42	2442.10	6.45	4.04					



Names.	Poll	Property of Corporations	Merchandise	Bills of Exchange	Stock in Steamboats & other vessels	Money at Interest	Improvements or Land Claims	Name of Town, or City.	No of Blocks	No of Lots	Value	Mills & Machinery	Value of Order	
Amounts <u>brat</u> forward.	593		107,420	10,855	18,102	179,570					357,880	20	13,900	97,665.20
Tantraw Thomas Slater Agt.								Port Harnd	34	1	400			
								"	34	5	200			
								"	59	14	75			
Tice Thomas	1					100		"					120	
Tice John	1							"					100	
Kerwilliger Jas.	1					1,000		Port Harnd	2	123	1,800			
								"	15	324	1,000			
Amounts <u>carried forward</u>	596		107,420	10,855	18,102	180,670					361,355	20	13,900	97,785.20







No. Names	Ball.	Property of Corporations.	Merchandise.	Bills of Exchange Stock in Steam boats & other vessels.	Money at Interest	Improvements on Land Claims.	Name of Town or City.	No of Block	No of Lot.	Value.	Mills, Machinery	Value Horses
Amount, <u>brt</u> forward. 596	596	107,420		10,855 18,102	180,640				36,1355	20	63,900	99 66,74
Amount, <u>carried forward</u> 596	596	107,420		10,855 18,102	180,640				36,1355	20	63,900	99 66,70

2.



Machinery  
 Value  
 Horses  
 Value  
 Mules Jacks n  
 Value  
 Cattle  
 Value  
 Sheep  
 Value  
 Hogs  
 Value  
 Clocks & Watches  
 Value  
 New Carriages  
 Value  
 Furniture  
 Total  
 Valuation  
 County School Territorial Building Total

Taxes

3.900 41 6.260 3.917 137.405 269 13440 3259 18.254 291 7.935 8 1055 1350 982.691 1965.37 982.68<sup>2</sup> 491.34<sup>1</sup> 2456.71<sup>1</sup> 6492.11

3.900 41 6.260 3.917 137.405 269 13440 3259 18.254 291 7.935 8 1055 1350 982.691 1965.37 982.68<sup>2</sup> 491.34<sup>1</sup> 2456.71<sup>1</sup> 6492.11



No.	Names.	Ball	Property of Corporations	Merchandise	Bills of Exchange	Stock in Steam boats, & other vessels	Municipal Interest	Improvements on Land Claims	Name of Town, or City.	No. of Shares	No. of Lots	Value	Mills & Machinery	Value
	Amounts bro <sup>d</sup> . forward.	576		107,420		10,853 73.102	150,640					361,355 20	63,900	9,667,400
	Wilson William	1					750							100
	Walker Robert	1					300							250
	Wilks Payton						800							420
	Wilks Archibald	1					400							100
	Wilks S. C.	1												130
	Wilson W. L.													160
	Walters William Sen.						870							
	Walters Phillip	1					75							560
	Walters William Jun.	1					150							350
	Woolley Jacob						500							
	Woolley Henry	1												75
	Williams Asa	1							Hillsboro'	22	798	500		150
	Williams David	1												75
	Williams Richard						1000							250
	Wilcox Ralph	1					500							
	Wilcox & O'Boyan								Hillsboro	1	588	500		
	"								Portland	179	1	40		
	"								"	"	2	40		
	"								"	"	3	40		
	"								"	"	4	40		
	"								"	"	5	40		
	"								"	"	6	40		
	"								"	"	7	40		
	"								"	"	8	40		
	Wilcox Carlos	1					800							200
	Walker William	1					50							40
	White Allen	1												125
	Woods Joseph	1					750							
	Walker E.	1					750							325
	Welch Joshua	1					550							325
	Walker L. H.	1					300							110
	Amounts Carried forward.	613		107,420		10,853 73.102	158,585					362,675 20	63,900	10,380







No.	Names.	Poll.	Property of Corporations	Merchandise	Bills of Exchange Stock in Steamboats & other vessels	Money advanced	Improvements and Land Claims	Name of Town or City	No of Blows.	No of St.	Value.	Mills & Machinery	Value
	Amounts brot forward.	613		107,420	10,855	18,102	158,585				362,675	20	13,900
	Wygatt Jas. B.	1											
	Wilcox Sanford	1				50							
	Watts M.	1											
	White Ricka	1				2500		Portland	3	142	5,000		
	"								189	546	75		
	"								189	748	75		
	"								4	2	4,000		
	"								4	3	1,800		
	Williams Wm.	1				50							
	Williams Eli							Portland	50	748	400		
	Wilson E. A.	1				200							
	Wait A. Co.							Lincoln City	14	2	250		
	"							"	"	3	100		
	"							"	3	2	100		
	"							"	"	14	700		
	"							"	6	1	100		
	"							"	"	4	100		
	White George	1						Lincoln City	26	4	75		
	"							"	"	5	75		
	"							"	"	6	75		
	Wood Benj	1											
	Walling George	1				1000							
	Walling G.					1000							
	Watson Thomas	1											
	Wise Peter	1				400							
	Witherbee William	1				250							
	Wilson John	1											
	Williams P.	1				200							
	Walker Lessee	1				450		Portland	147	748	200		
	"							"	6	6	300		
	White Mathew	1				500							
	Amounts carried forward.	629		107,420	10,855	18,102	195,185				375,500	20	13,900



Machinery  
 Value  
 Value  
 Milk Machine  
 Value  
 Cattle  
 Value  
 Sheep  
 Value  
 Hogs  
 Value  
 Clocks & Watches  
 Value  
 Wagon Carriages  
 Value  
 H. B. M. Machine  
 Value  
 Total Valuation  
 Taxes  
 County School Territorial Building Total

Machinery	Value	Milk Machine	Cattle	Value	Sheep	Value	Hogs	Value	Clocks & Watches	Value	Wagon Carriages	Value	H. B. M. Machine	Value	Total Valuation	County	School	Territorial	Building	Total						
																2	1	1-	2-							
13.900	14.385	45	6.635	4.158	143.440	269	13.440	3.480	19.457	300	8.250	8	10.350	350	1.003.529	2.007	05	10.03	52 <sup>2</sup>	501	76'	2508	81'	6.634	15	
10			7	350			12	84							494	98		49	24 <sup>2</sup>	1	22 <sup>2</sup>			3	94	
60															110	22		11	05 <sup>2</sup>		27 <sup>2</sup>			1	66	
175															75	15		07 <sup>2</sup>	03 <sup>3</sup>		18 <sup>3</sup>			1	45	
800			40	1200			30	150	2	125																
															15.725	31	45	15	72 <sup>2</sup>	7	86'	39	31'	95	35	
															50	10		05	02 <sup>2</sup>		12 <sup>2</sup>			1	30	
															400	80		40	20		1	00			2	40
			2	80			2	20	1	8					308	62		31	15 <sup>2</sup>		77 <sup>2</sup>			2	86	
															730	1	50	75	37 <sup>2</sup>		1	87 <sup>2</sup>			14	50
															228	45		22 <sup>2</sup>	11'		58'			2	35	
																									1	00
			2	90			2	10		1	125				1225	2	45	1	22 <sup>2</sup>	61'		3	06'	8	35	
			5	225			2	8	1	8					1241	2	48	1	24	62		3	10	7	44	
																									1	00
			1	10			8	32							442	88		44	22		1	10	3	64		
125			7	250			2	6	1	8					639	1	28	64	32		1	60	4	84		
																									1	00
															200	40		20	10		50			2	20	
225			6	245			5	40							1460	2	92	1	46	73		3	65	9	76	
50			19	700			20	100							1580	2	76	1	38	69		3	45	9	28	

13.900 14.385 45 6.635 4.158 143.440 269 13.440 3.480 19.457 300 8.250 8 10.350 350 1.003.529 2.007 05 10.03 52<sup>2</sup> 501 76' 2508 81' 6.634 15  
 10 7 350 12 84 494 98 49 24<sup>2</sup> 1 22<sup>2</sup> 3 94  
 60 110 22 11 05<sup>2</sup> 27<sup>2</sup> 1 66  
 175 75 15 07<sup>2</sup> 03<sup>3</sup> 18<sup>3</sup> 1 45  
 800 40 1200 30 150 2 125  
 15.725 31 45 15 72<sup>2</sup> 7 86' 39 31' 95 35  
 50 10 05 02<sup>2</sup> 12<sup>2</sup> 1 30  
 400 80 40 20 1 00 2 40  
 308 62 31 15<sup>2</sup> 77<sup>2</sup> 2 86  
 730 1 50 75 37<sup>2</sup> 1 87<sup>2</sup> 14 50  
 228 45 22<sup>2</sup> 11' 58' 2 35  
 1 00  
 2 90 2 10 1 125 1225 2 45 1 22<sup>2</sup> 61' 3 06' 8 35  
 5 225 2 8 1 8 1241 2 48 1 24 62 3 10 7 44  
 1 00  
 1 10 8 32 442 88 44 22 1 10 3 64  
 125 7 250 2 6 1 8 639 1 28 64 32 1 60 4 84  
 1 00  
 200 40 20 10 50 2 20  
 225 6 245 5 40 1460 2 92 1 46 73 3 65 9 76  
 50 19 700 20 100 1580 2 76 1 38 69 3 45 9 28  
 13.900 14.385 45 6.635 4.158 143.440 269 13.440 3.480 19.457 300 8.250 8 10.350 350 1.003.529 2.007 05 10.03 52<sup>2</sup> 501 76' 2508 81' 6.634 15



No.	Names.	Poll	Property or Corporation	Merchandise	Bills of Exchange	Stock in Steam Boat or other Vessels	Money at Interest	Improvements	and Claims	Name of Town, or City.	No. of Blocks	No. of Lots	Value	Mills & Machinery	Value
	Amount bro't forward.	629	107,420		10,855	18,102	195,185						575,590 20	13,900	1,180
	Weaver G.	1													
	Wilmot John G.	1													125
	Walker Thos. G.	1													
	Walker Ellis	1					750								100
	Watts George L.	1				400	350			Portland	21	374	1200		150
	u u									u u					
	Wilkins Caleb	1					2000			u u	51	4	200		500
	u u									u u	47	4	200		
	u u									u u	27	647	500		
	u u									u u	34	7	250		
	u u									u u	"	6	250		
	Wilber Hiram	1								Portland	22	5	1000		
	u u									u u	25	8	100		
	Wiley R. C.	1								u u	19	142	500		150
	u u									u u	22	7	200		
	u u									u u	170	8	50		
	u u									u u	29	6	150		
	White John S.	1					750			u u	49	6	100		980
	u u									u u	63	7	100		
	u u									u u	63	8	100		
	Wilbur Jas. H.	1													
	Whitney H.	1								Portland	21	6	600		50
	Wheeler Jas.	1													
	Warren Alanson	1								Portland	21	1	900		
	u u									u u	129	5	900		
	Wiley Jas. W.	1													
	Waterman & Carter	2													
	Waymire John									Portland	16	142	4000		
	u u									u u	16	1/2 347			
	Williams J. & Co. C.	2	2000												
	Wolf & Brothers	1	3000												
	Amounts Carried forward.	648	112,420		10,855	18,502	199,035						586,000 20	13,900	3,310



Machinery	Value	Value	Value	Value	Value	Value	Value	Value	Value	Value	Value	Value	Value	Value	Value	Value	Taxes																			
																	County	School	Territorial	Building	Total															
																	2	1	%	21																
13,900	1,800	45	1,135	4,247	1,465	40	269	1,340	3560	19,907	305	8,399	9	1160	1200	1,028	253	2,056	49	1028	24	514	12	2570	61	6798	47									
																												1 00								
	125			7	340									1	70					5	35			1	07	53	26	1	33	4	21					
																												1 00								
	2100			18	530			12	72		1	10								14	62			2	92	1	46	7	3	65	9	76				
	1150			4	200			1	8											2	308			4	62	2	31	1	15	5	77	14	86			
	1500			65	1890			35	218		1	6																								
																					6	006			12	01	6	00	3	00	15	01	37	03		
																					11	50			2	20	1	10	55	2	75	7	60			
	150	1	100																																	
																					12	50			2	50	1	25	6	2	3	12	8	50		
	980			15	345			20	180		2	20																								
																					2	175			4	35	2	17	1	08	5	48	14	05		
				1	45																4	5			09	04	02	11						1	27	
	50																				6	70			1	34	6	7	3	3	1	67	5	02		
																																				1 00
																					1	000			2	00	1	00	50	2	50	7	00			
																																				1 00
																																				2 00
																					4	000			8	00	4	00	2	00	10	00	24	00		
																					1	75			2	075	4	15	2	07	1	03	5	18	11	45
																					3	000			6	00	3	00	1	50	7	50	19	00		
63,900	3,315	46	6,735	4,357	150,090	269	1,340	3,631	20,377	312	8630	10	1200	1350	1,053	879	2	107	74	1	053	87	5	26	93	2	634	47	6	97	1	22				



No.	Names.	Toll	Products of Corporation	Mechanics	Bill of Exchange	Stock in Steam boat & other vessels	Municipal duties	Improvements to Land claims	Name of Town or City.	No. of Block	No. of Lots	Value.	Mills & Machinery	Value.
	Amounts brot forward.	648	112,420		10,855	18,562	199,035					38,000	20	13,900
	Warren Sen William	1							Portland	64	388	1100		
	Wiberg C. M.	1												
	Woods L. H.	1												
	White L. S.								Portland	63	1	75		
	---								---	63	2	75		
	---								---	63	3	75		
	---								---	63	4	75		
	Whittaker A.								---	16	4	500		
	Walker C. Flaxden. Sgt.								" "	9	1	500		
	Webber & Halleck	1							" "	206	546	180		
	Wheeler Jacob								" "	169	344	500		
	---								" "	8	8	2000		
	---								" "	7	7	1200		
	Wilson Samuel	1												
	Wilson James	1					100							
	Wimble C. E.								Portland	20	1	800		
	Wood J. W.	1							---	4	6	300		
	Amounts carried forward.	655	112,420		14,855	18,562	199,135					39,300	20	13,900







X. Names.	Toll	Property of Corporation	Merchandise	Bills of Exchange	Stock in State Bank & other Banks	Money at Interest	Improvement and Land Claims	Name of Town, or City.	No. of Blanks	No. of Lot	Value,	Mills & Machinery	Value	Horses
<u>Amounts brot forward.</u>	655	112420	112420	10855	18572	199135			393300	20	43900	1073490		
<u>Amount Carried forward.</u>	655	112420		10855	18572	199135			393300	20	43900	1073490		



Mills & Machinery  
 Value  
 Mules, Cattle &c  
 Value.  
 Cattle  
 Value  
 Sheep  
 Value.  
 Hogs  
 Value.  
 Clocks & Watches  
 Value.  
 New Carriages  
 Value.  
 H. B. Furniture  
 over \$500.00  
 Total  
 Valuation.  
 County School Territorial Building Total.

Taxed.

63.900 18.440 46 1.735 4.358 15.235 269 1340 3.631 20.377 314 3.665 10 1230 1350 1.061.534 2.123.05 1.061.52 380.76 2,653.81 7,024.15

63.900 18.440 46 1.735 4.358 15.235 269 1340 3.631 20.377 314 3.665 10 1230 1350 1.061.534 2.123.05 1.061.52 380.76 2,653.81 7,024.15



Y. Names.	Pall.	Property & Contributions	Merchandise.	Bills of Exchange	Stocks, Bonds, & other Securities.	Money at Bank.	Improvements or Land Claims.	Name of Town, or City.	No of Blanks	No of Cert.	Value.	Mills Machinery	Value of Mills
Amounts bro <sup>d</sup> . forward. 155	112.420		10.855	18.502	199.185				395.300	20	13.900	10	73490
Young E.					950								120
Young Daniel	1												
Young John	1												
Gates William					75								75
Amounts Carried forward. 157	112.420		10.855	18.502	200.160				393.300	20	13.900	10	73.680




















This is to certify that the following is a list of Town  
Lots as laid down in the town plat of Portland,  
and which was not given in by the owners, and  
I return them as nonresident lands, as commanded by  
law.

Sept 6<sup>th</sup> 1952.

R. C. Wiley County  
Assessor.



Town or City	Block	Lot	Value	County	Taxes			Total	amounts not forward	Town or City	Lot
					School	Wintour	Building				
Portland	7	1	300	60	30	15	75	1 80		Portland	3 5
do	10	2	500	1.00	50	25	1.25	3 00		do	3 3
do	10	3	400	80	40	20	1.00	2 40		do	3 4
do	10	6	250	50	25	12 <sup>2</sup>	12 <sup>2</sup>	1 50		do	3 5
do	11	7	300	60	30	15	75	1 80		do	3 1
do	13	1	500	1.00	50	25	1.25	3 00		do	3 2
do	13	5	300	60	30	15	75	1 80		do	3 3
do	13	6	300	60	30	15	75	1 80		do	3 4
do	14	7	300	60	30	15	75	1 80		do	3 5
do	16	1	300	60	30	15	75	1 80		do	3 6
do	16	8	700	1.40	70	35	1.75	4 20		do	3 7
do	17	1	250	50	25	12 <sup>2</sup>	12 <sup>2</sup>	1 50		do	3 8
do	17	3	700	1.40	70	35	1.75	4 20		do	3 1
do	17	4	250	50	25	12 <sup>2</sup>	12 <sup>2</sup>	1 50		do	3 2
do	24	6	200	40	20	10	50	1 20		do	3 3
do	24	7	200	40	20	10	50	1 20		do	3 4
do	24	8	200	40	20	10	50	1 20		do	3 5
do	26	2	800	1.60	80	40	2.00	4 80		do	3 6
do	26	5	400	80	40	20	1.00	2 40		do	3 7
do	27	8	300	60	30	15	75	1 80		do	3 8
do	29	5	500	1.00	50	25	1.25	3 00		do	3 1
do	30	1	150	30	15	07 <sup>2</sup>	37 <sup>2</sup>	90		do	3 2
do	30	2	150	30	15	07 <sup>2</sup>	37 <sup>2</sup>	90		do	3 5
do	30	3	150	30	15	07 <sup>2</sup>	37 <sup>2</sup>	90		do	3 6
do	30	4	150	30	15	07 <sup>2</sup>	37 <sup>2</sup>	90		do	4 3
do	30	5	150	30	15	07 <sup>2</sup>	37 <sup>2</sup>	90		do	4 4
do	30	6	150	30	15	07 <sup>2</sup>	37 <sup>2</sup>	90		do	4 5
do	30	7	150	30	15	07 <sup>2</sup>	37 <sup>2</sup>	90		do	4 6
do	30	8	150	30	15	07 <sup>2</sup>	37 <sup>2</sup>	90		do	4 7
do	34	2	500	1.00	50	25	1.25	3 00		do	4 8
do	34	3	500	1.00	50	25	1.25	3 00		do	4 1
do	34	4	500	1.00	50	25	1.25	3 00		do	4 2

Amounts carried forward

10.150 21.30 10.65 5.32<sup>2</sup> 26.62<sup>2</sup> 63.90

Amounts carried forward



City	Lot.	Taxes.					Taxes.	Town or city	Block	Lot.	Taxes.					Total
		Value.	County	School	Territory	Buildings					Value.	County	School	Territory	Buildings	
							amounts not forward,									
Records	3 5	10.150	2.130	10.65	5.32 <sup>2</sup>	26.62 <sup>2</sup>	63 90	Portland	41	3	20.950	4.190	2.095	10.47 <sup>2</sup>	52.37 <sup>2</sup>	125 70
		300	60	30	15	75	1 80	Portland	41	3	400	80	40	20	100	2 40
	3 3	500	1.00	50	25	125	3 00	do	41	4	500	1.00	50	25	125	3 00
	3 4	500	1.00	50	25	125	3 00	do	41	5	300	60	30	15	75	1 80
	3 5	300	60	30	15	75	1 80	do	41	6	250	50	25	12 <sup>2</sup>	62 <sup>2</sup>	1 50
	3 1	200	40	20	10	50	1 20	do	41	7	250	50	25	12 <sup>2</sup>	62 <sup>2</sup>	1 50
	3 2	200	40	20	10	50	1 20	do	41	8	300	60	30	15	75	1 80
	3 3	200	40	20	10	50	1 20	do	42	1	50	10	05	02 <sup>2</sup>	12 <sup>2</sup>	30
	3 4	200	40	20	10	50	1 20	do	42	2	50	10	05	02 <sup>2</sup>	12 <sup>2</sup>	30
	3 5	150	30	15	07 <sup>2</sup>	37 <sup>2</sup>	90	do	42	3	50	10	05	02 <sup>2</sup>	12 <sup>2</sup>	30
	3 6	150	30	15	07 <sup>2</sup>	37 <sup>2</sup>	90	do	42	4	50	10	05	02 <sup>2</sup>	12 <sup>2</sup>	30
	3 7	150	30	15	07 <sup>2</sup>	37 <sup>2</sup>	90	do	42	5	50	10	05	02 <sup>2</sup>	12 <sup>2</sup>	30
	3 8	150	30	15	07 <sup>2</sup>	37 <sup>2</sup>	90	do	42	6	50	10	05	02 <sup>2</sup>	12 <sup>2</sup>	30
	3 1	50	10	05	02 <sup>2</sup>	12 <sup>2</sup>	30	do	42	7	50	10	05	02 <sup>2</sup>	12 <sup>2</sup>	30
	3 2	50	10	05	02 <sup>2</sup>	12 <sup>2</sup>	30	do	42	8	50	10	05	02 <sup>2</sup>	12 <sup>2</sup>	30
	3 3	50	10	05	02 <sup>2</sup>	12 <sup>2</sup>	30	do	43	1	40	08	04	02	10	24
	3 4	50	10	05	02 <sup>2</sup>	12 <sup>2</sup>	30	do	43	2	40	08	04	02	10	24
	3 5	50	10	05	02 <sup>2</sup>	12 <sup>2</sup>	30	do	43	3	40	08	04	02	10	24
	3 6	50	10	05	02 <sup>2</sup>	12 <sup>2</sup>	30	do	43	4	40	08	04	02	10	24
	3 7	50	10	05	02 <sup>2</sup>	12 <sup>2</sup>	30	do	43	5	40	08	04	02	10	24
	3 8	50	10	05	02 <sup>2</sup>	12 <sup>2</sup>	30	do	43	6	40	08	04	02	10	24
	3 1	400	80	40	20	1.00	2 40	do	43	7	40	08	04	02	10	24
	3 2	400	80	40	20	1.00	2 40	do	43	8	40	08	04	02	10	24
	3 5	300	60	30	15	75	1 80	do	44	1	40	08	04	02	10	24
	3 6	300	60	30	15	75	1 80	do	44	2	40	08	04	02	10	24
	4 3	1000	2.00	1.00	50	250	6 00	do	44	3	40	08	04	02	10	24
	4 4	1500	3.00	1.50	75	375	9 00	do	44	4	40	08	04	02	10	24
	4 5	500	1.00	50	25	125	3 00	do	44	5	40	08	04	02	10	24
	4 6	400	80	40	20	1.00	2 40	do	44	6	40	08	04	02	10	24
	4 7	400	80	40	20	1.00	2 40	do	44	7	40	08	04	02	10	24
	4 8	500	1.00	50	25	125	3 00	do	44	8	40	08	04	02	10	24
	4 1	500	1.00	50	25	125	3 00	do	45	1	40	08	04	02	10	24
	4 2	700	1.40	70	35	175	4 20	do	45	2	40	08	04	02	10	24
		20.950	4.190	2.095	10.47 <sup>2</sup>	52.37 <sup>2</sup>	125.70	amounts carried forward,			2.4070	4814	24.07	12.03 <sup>2</sup>	60.17 <sup>2</sup>	144.42



Town or City	Block.		Value.	Taxes.				Total	Amount bro <sup>d</sup> forward.	Town or City
	Lot.	Value.		County	School	Highway	Building			
Amounts bro <sup>d</sup> forward.			24,070	48,14	24,07	12,03 <sup>2</sup>	6,017 <sup>2</sup>	144 42		Amounts bro <sup>d</sup> forward.
Northland	45	3	40	8 <sup>2</sup>	44	20	1.00	24	Northland	50
do	45	4	40	8 <sup>2</sup>	44	20	1.00	24	do	51
do	45	5	40	8 <sup>2</sup>	44	20	1.00	24	do	52
do	45	6	40	8 <sup>2</sup>	44	20	1.00	24	do	53
do	45	7	40	8 <sup>2</sup>	44	20	1.00	24	do	54
do	45	8	40	8 <sup>2</sup>	44	20	1.00	24	do	55
do	46	3	150	30	15	07 <sup>2</sup>	37 <sup>2</sup>	90	do	60
do	46	5	100	20	10	05	25	60	do	61
do	46	6	100	20	10	05	25	60	do	62
do	46	7	150	30	10	05	25	60	do	63
do	46	8	100	20	10	05	25	60	do	64
do	47	2	200	40	20	10	50	120	do	65
do	47	3	200	40	20	10	50	120	do	66
do	47	5	200	40	20	10	50	120	do	67
do	47	6	150	30	15	07 <sup>2</sup>	37 <sup>2</sup>	90	do	68
do	48	3	200	40	20	10	50	120	do	69
do	48	6	100	20	10	05	25	60	do	70
do	48	7	100	20	10	05	25	60	do	71
do	48	8	100	20	10	05	25	60	do	72
do	49	7	100	20	10	05	25	60	do	73
do	51	7	100	20	10	05	25	60	do	74
do	51	8	100	20	10	05	25	60	do	75
do	20	1/2 3	250	50	25	12 <sup>2</sup>	62 <sup>2</sup>	150	do	76
do	20	1/2 4	250	50	25	12 <sup>2</sup>	62 <sup>2</sup>	150	do	77
do	52	1	200	40	20	10	50	120	do	78
do	52	4	200	40	20	10	50	120	do	79
do	52	6	100	20	10	05	25	60	do	80
do	55	5	100	20	10	05	25	60	do	81
do	55	6	100	20	10	05	25	60	do	82
do	56	3	100	20	10	05	25	60	do	83
do	56	4	100	20	10	05	25	60	do	84
Amounts carried forward.			27,810	55,62	27,81	13,90 <sup>2</sup>	69,52 <sup>2</sup>	166,86	Amounts carried forward.	



Taxes.

City	Lot	Value.	County	School	Sanitary	Building	Total
Parad.	5	75	15	07 <sup>2</sup>	03 <sup>3</sup>	18 <sup>3</sup>	45
	6	75	15	07 <sup>2</sup>	03 <sup>3</sup>	18 <sup>3</sup>	45
	7	75	15	07 <sup>2</sup>	03 <sup>3</sup>	18 <sup>3</sup>	45
	8	75	15	07 <sup>2</sup>	03 <sup>3</sup>	18 <sup>3</sup>	45
	8	75	15	07 <sup>2</sup>	03 <sup>3</sup>	18 <sup>3</sup>	45
	5	75	15	07 <sup>2</sup>	03 <sup>3</sup>	18 <sup>3</sup>	45
	5	75	15	07 <sup>2</sup>	03 <sup>3</sup>	18 <sup>3</sup>	45
	6	75	15	07 <sup>2</sup>	03 <sup>3</sup>	18 <sup>3</sup>	45
	7	75	15	07 <sup>2</sup>	03 <sup>3</sup>	18 <sup>3</sup>	45
	8	75	15	07 <sup>2</sup>	03 <sup>3</sup>	18 <sup>3</sup>	45
	1	100	20	10	05	25	60
	2	100	20	10	05	25	60
	3	100	20	10	05	25	60
	4	100	20	10	05	25	60
	5	75	15	07 <sup>2</sup>	03 <sup>3</sup>	18 <sup>3</sup>	45
	6	75	15	07 <sup>2</sup>	03 <sup>3</sup>	18 <sup>3</sup>	45
	7	75	15	07 <sup>2</sup>	03 <sup>3</sup>	18 <sup>3</sup>	45
	8	75	15	07 <sup>2</sup>	03 <sup>3</sup>	18 <sup>3</sup>	45
	1	100	20	10	05	25	60
	2	100	20	10	05	25	60
	5	75	15	07 <sup>2</sup>	03 <sup>3</sup>	18 <sup>3</sup>	45
	7	75	15	07 <sup>2</sup>	03 <sup>3</sup>	18 <sup>3</sup>	45
	8	75	15	07 <sup>2</sup>	03 <sup>3</sup>	18 <sup>3</sup>	45
	1	100	20	10	05	25	60
	2	100	20	10	05	25	60
	5	75	15	07 <sup>2</sup>	03 <sup>3</sup>	18 <sup>3</sup>	45
	7	75	15	07 <sup>2</sup>	03 <sup>3</sup>	18 <sup>3</sup>	45
	8	75	15	07 <sup>2</sup>	03 <sup>3</sup>	18 <sup>3</sup>	45
	1	100	20	10	05	25	60
	2	100	20	10	05	25	60
	3	100	20	10	05	25	60
	4	100	20	10	05	25	60
	5	75	15	07 <sup>2</sup>	03 <sup>3</sup>	18 <sup>3</sup>	45
	6	75	15	07 <sup>2</sup>	03 <sup>3</sup>	18 <sup>3</sup>	45
	7	75	15	07 <sup>2</sup>	03 <sup>3</sup>	18 <sup>3</sup>	45

Taxes.

Town or City	Block	Lot	Value.	County	School	Sanitary	Building	Total
Amounts brot. forward								
Portland	65	8	75	15	07 <sup>2</sup>	03 <sup>3</sup>	18 <sup>3</sup>	45
do	66	1	50	10	05	02 <sup>2</sup>	12 <sup>2</sup>	30
do	66	2	50	10	05	02 <sup>2</sup>	12 <sup>2</sup>	30
do	66	3	50	10	05	02 <sup>2</sup>	12 <sup>2</sup>	30
do	66	4	50	10	05	02 <sup>2</sup>	12 <sup>2</sup>	30
do	66	5	40	08	04	02	10	24
do	66	6	40	08	04	02	10	24
do	66	7	40	08	04	02	10	24
do	66	8	40	08	04	02	10	24
do	101	1	300	60	30	15	75	180
do	101	2	300	60	30	15	75	180
do	101	3	300	60	30	15	75	180
do	101	4	300	60	30	15	75	180
do	102	1	200	40	20	10	50	120
do	102	2	200	40	20	10	50	120
do	102	3	200	40	20	10	50	120
do	102	4	200	40	20	10	50	120
do	102	5	200	40	20	10	50	120
do	102	6	200	40	20	10	50	120
do	102	7	200	40	20	10	50	120
do	102	8	200	40	20	10	50	120
do	103	1	100	20	10	05	25	60
do	103	3	100	20	10	05	25	60
do	103	4	100	20	10	05	25	60
do	103	5	150	30	15	07 <sup>2</sup>	37 <sup>2</sup>	90
do	103	6	150	30	15	07 <sup>2</sup>	37 <sup>2</sup>	90
do	103	7	150	30	15	07 <sup>2</sup>	37 <sup>2</sup>	90
do	103	8	150	30	15	07 <sup>2</sup>	37 <sup>2</sup>	90
do	105	1	75	15	07 <sup>2</sup>	03 <sup>3</sup>	18 <sup>3</sup>	45
do	105	2	75	15	07 <sup>2</sup>	03 <sup>3</sup>	18 <sup>3</sup>	45
do	105	3	75	15	07 <sup>2</sup>	03 <sup>3</sup>	18 <sup>3</sup>	45
do	105	4	75	15	07 <sup>2</sup>	03 <sup>3</sup>	18 <sup>3</sup>	45

30,460 60,920 30,460 15,230 76,150 182,760 Amounts carried forward 3,489.50 69,790 34,890 17,440 87,230 209,370



Taxes.

Town, or City.	Block	Lot	Value.	County			Total.		Town, or City.					
				School	Territorial	Building	School	Building						
Amounts bro <sup>t</sup> forward.	Portland	105	5	75	15	07 <sup>2</sup>	03 <sup>3</sup>	18 <sup>3</sup>	207	37	Amounts bro <sup>t</sup> forward.	Portland	110	1
	do	105	6	75	15	07 <sup>2</sup>	03 <sup>3</sup>	18 <sup>3</sup>				do	110	2
	do	105	7	75	15	07 <sup>2</sup>	03 <sup>3</sup>	18 <sup>3</sup>				do	110	3
	do	105	8	75	15	07 <sup>2</sup>	03 <sup>3</sup>	18 <sup>3</sup>				do	110	4
	do	106	2	25	.05	.02 <sup>2</sup>	.01'	.06'				do	111	1
	do	106	6	25	.05	.02 <sup>2</sup>	.01'	.06'				do	111	2
	do	106	7	25	.05	.02 <sup>2</sup>	.01'	.06'				do	111	3
	do	106	8	25	.05	.02 <sup>2</sup>	.01'	.06'				do	111	4
	do	107	1	25	.05	.02 <sup>2</sup>	.01'	.06'				do	112	1
	do	107	2	25	.05	.02 <sup>2</sup>	.01'	.06'				do	112	2
	do	107	3	25	.05	.02 <sup>2</sup>	.01'	.06'				do	112	3
	do	107	4	25	.05	.02 <sup>2</sup>	.01'	.06'				do	112	4
	do	107	5	25	.05	.02 <sup>2</sup>	.01'	.06'				do	112	5
	do	107	6	25	.05	.02 <sup>2</sup>	.01'	.06'				do	112	6
	do	107	7	25	.05	.02 <sup>2</sup>	.01'	.06'				do	112	7
	do	107	8	25	.05	.02 <sup>2</sup>	.01'	.06'				do	112	8
	do	108	3	100	.20	.10	.05	.25				do	113	1
	do	108	4	100	.20	.10	.05	.25				do	113	2
	do	108	7	75	.15	.07 <sup>2</sup>	.03 <sup>3</sup>	.18 <sup>3</sup>				do	113	3
	do	108	8	75	.15	.07 <sup>2</sup>	.03 <sup>3</sup>	.18 <sup>3</sup>				do	113	4
	do	109	1	150	.30	.15	.07 <sup>2</sup>	.37 <sup>2</sup>				do	113	5
	do	109	3	150	.30	.15	.07 <sup>2</sup>	.37 <sup>2</sup>				do	113	6
	do	109	4	150	.30	.15	.07 <sup>2</sup>	.37 <sup>2</sup>				do	113	7
	do	109	5	100	.20	.10	.05	.25				do	114	1
	do	109	6	100	.20	.10	.05	.25				do	114	2
	do	109	7	100	.20	.10	.05	.25				do	114	3
	do	109	8	100	.20	.10	.05	.25				do	114	4
	do	110	1	200	.40	.20	.10	.50		1	20	do	114	5
	do	110	2	200	.40	.20	.10	.50		1	20	do	114	6
	do	110	3	200	.40	.20	.10	.50		1	20	do	114	7
	do	110	4	200	.40	.20	.10	.50		1	20	do	114	8
	do	110	5	150	.30	.15	.07 <sup>2</sup>	.37 <sup>2</sup>				do	115	1
Amounts carried forward				37,145	7,529	3,764 <sup>2</sup>	1,882 <sup>1</sup>	94.11'	225	87	Amounts carried forward			



No. or City	Lot	Taxes					Total	Amount brot forward	Town or City	Block	Lot	Tax of					Total
		Value	County	School	Distric	Building						Value	County	School	Distric	Building	
Portland	1	37,445	75.20	37.64 <sup>2</sup>	18.82 <sup>1</sup>	94.11 <sup>2</sup>	225.57	Amount brot forward	Portland	115	4	43,745	87.49	43.74 <sup>2</sup>	21.87 <sup>1</sup>	109.36 <sup>1</sup>	262.47
do	1	100	2.0	1.0	0.5	2.5	6.0		do	115	5	2.00	4.0	2.0	1.0	5.0	12.0
do	1	100	2.0	1.0	0.5	2.5	6.0		do	115	8	2.00	4.0	2.0	1.0	5.0	12.0
do	5	2.00	4.0	2.0	1.0	5.0	12.0		do	111	1	2.00	4.0	2.0	1.0	5.0	12.0
do	1	2.00	4.0	2.0	1.0	5.0	12.0		do	114	2	2.00	4.0	2.0	1.0	5.0	12.0
do	17	2.00	4.0	2.0	1.0	5.0	12.0		do	114	3	2.00	4.0	2.0	1.0	5.0	12.0
do	8	2.00	4.0	2.0	1.0	5.0	12.0		do	114	4	2.00	4.0	2.0	1.0	5.0	12.0
do	11	2.00	4.0	2.0	1.0	5.0	12.0		do	114	5	2.00	4.0	2.0	1.0	5.0	12.0
do	2	2.00	4.0	2.0	1.0	5.0	12.0		do	116	1	2.00	4.0	2.0	1.0	5.0	12.0
do	3	2.00	4.0	2.0	1.0	5.0	12.0		do	114	7	2.00	4.0	2.0	1.0	5.0	12.0
do	14	2.00	4.0	2.0	1.0	5.0	12.0		do	116	8	2.00	4.0	2.0	1.0	5.0	12.0
do	15	2.00	4.0	2.0	1.0	5.0	12.0		do	117	1	2.00	4.0	2.0	1.0	5.0	12.0
do	16	2.00	4.0	2.0	1.0	5.0	12.0		do	117	2	2.00	4.0	2.0	1.0	5.0	12.0
do	17	2.00	4.0	2.0	1.0	5.0	12.0		do	117	3	2.00	4.0	2.0	1.0	5.0	12.0
do	18	2.00	4.0	2.0	1.0	5.0	12.0		do	117	4	2.00	4.0	2.0	1.0	5.0	12.0
do	19	2.00	4.0	2.0	1.0	5.0	12.0		do	117	5	1.50	3.0	1.5	0.7 <sup>2</sup>	3.7 <sup>2</sup>	9.0
do	20	2.00	4.0	2.0	1.0	5.0	12.0		do	117	6	1.50	3.0	1.5	0.7 <sup>2</sup>	3.7 <sup>2</sup>	9.0
do	21	2.00	4.0	2.0	1.0	5.0	12.0		do	117	7	1.50	3.0	1.5	0.7 <sup>2</sup>	3.7 <sup>2</sup>	9.0
do	22	2.00	4.0	2.0	1.0	5.0	12.0		do	117	8	1.50	3.0	1.5	0.7 <sup>2</sup>	3.7 <sup>2</sup>	9.0
do	23	2.00	4.0	2.0	1.0	5.0	12.0		do	118	5	1.00	2.0	1.0	0.5	2.5	6.0
do	24	2.00	4.0	2.0	1.0	5.0	12.0		do	118	6	1.00	2.0	1.0	0.5	2.5	6.0
do	25	2.00	4.0	2.0	1.0	5.0	12.0		do	118	7	1.00	2.0	1.0	0.5	2.5	6.0
do	26	2.00	4.0	2.0	1.0	5.0	12.0		do	119	1	1.00	2.0	1.0	0.5	2.5	6.0
do	27	2.00	4.0	2.0	1.0	5.0	12.0		do	119	2	1.00	2.0	1.0	0.5	2.5	6.0
do	28	2.00	4.0	2.0	1.0	5.0	12.0		do	119	3	1.00	2.0	1.0	0.5	2.5	6.0
do	29	2.00	4.0	2.0	1.0	5.0	12.0		do	119	4	1.00	2.0	1.0	0.5	2.5	6.0
do	30	2.00	4.0	2.0	1.0	5.0	12.0		do	119	5	75	15	0.7 <sup>2</sup>	0.3 <sup>3</sup>	1.8 <sup>3</sup>	4.5
do	31	2.00	4.0	2.0	1.0	5.0	12.0		do	119	6	75	15	0.7 <sup>2</sup>	0.3 <sup>3</sup>	1.8 <sup>3</sup>	4.5
do	32	2.00	4.0	2.0	1.0	5.0	12.0		do	119	7	75	15	0.7 <sup>2</sup>	0.3 <sup>3</sup>	1.8 <sup>3</sup>	4.5
do	33	2.00	4.0	2.0	1.0	5.0	12.0		do	119	8	75	15	0.7 <sup>2</sup>	0.3 <sup>3</sup>	1.8 <sup>3</sup>	4.5
do	34	2.00	4.0	2.0	1.0	5.0	12.0		do	120	1	75	15	0.7 <sup>2</sup>	0.3 <sup>3</sup>	1.8 <sup>3</sup>	4.5
do	35	2.00	4.0	2.0	1.0	5.0	12.0		do	120	2	75	15	0.7 <sup>2</sup>	0.3 <sup>3</sup>	1.8 <sup>3</sup>	4.5
Portland		43,745	87.49	43.74 <sup>2</sup>	21.87 <sup>1</sup>	109.36 <sup>1</sup>	262.47	Amount carried forward			48,495	96.99	48.49 <sup>2</sup>	24.21 <sup>1</sup>	121.23 <sup>3</sup>	290.97	



Town or City	Block	Lot	Value	County	Taxes			Total	Town or City																			
					School	Dist. Comm.	Barbours																					
Amount brot forward	Portland	120	3	434.05	96.99	48.49	24.24	121.25	290.97	Amount brot forward	Portland	120	3	75	15	07 <sup>2</sup>	03 <sup>3</sup>	18 <sup>3</sup>	45	Portland	120	3	75	15	07 <sup>2</sup>	03 <sup>3</sup>	18 <sup>3</sup>	45
	do	120	4								do	120	4	75	15	07 <sup>2</sup>	03 <sup>3</sup>	18 <sup>3</sup>	45	do	120	4	75	15	07 <sup>2</sup>	03 <sup>3</sup>	18 <sup>3</sup>	45
	do	120	5	50	10	05	02 <sup>2</sup>	12 <sup>2</sup>	30		do	120	5	50	10	05	02 <sup>2</sup>	12 <sup>2</sup>	30	do	120	5	50	10	05	02 <sup>2</sup>	12 <sup>2</sup>	30
	do	120	6	50	10	05	02 <sup>2</sup>	12 <sup>2</sup>	30		do	120	6	50	10	05	02 <sup>2</sup>	12 <sup>2</sup>	30	do	120	6	50	10	05	02 <sup>2</sup>	12 <sup>2</sup>	30
	do	120	7	50	10	05	02 <sup>2</sup>	12 <sup>2</sup>	30		do	120	7	50	10	05	02 <sup>2</sup>	12 <sup>2</sup>	30	do	120	7	50	10	05	02 <sup>2</sup>	12 <sup>2</sup>	30
	do	120	8	50	10	05	02 <sup>2</sup>	12 <sup>2</sup>	30		do	120	8	50	10	05	02 <sup>2</sup>	12 <sup>2</sup>	30	do	120	8	50	10	05	02 <sup>2</sup>	12 <sup>2</sup>	30
	do	121	1	25	05	02 <sup>2</sup>	01'	06'	15		do	121	1	25	05	02 <sup>2</sup>	01'	06'	15	do	121	1	25	05	02 <sup>2</sup>	01'	06'	15
	do	121	2	25	05	02 <sup>2</sup>	01'	06'	15		do	121	2	25	05	02 <sup>2</sup>	01'	06'	15	do	121	2	25	05	02 <sup>2</sup>	01'	06'	15
	do	121	3	25	05	02 <sup>2</sup>	01'	06'	15		do	121	3	25	05	02 <sup>2</sup>	01'	06'	15	do	121	3	25	05	02 <sup>2</sup>	01'	06'	15
	do	121	4	25	05	02 <sup>2</sup>	01'	06'	15		do	121	4	25	05	02 <sup>2</sup>	01'	06'	15	do	121	4	25	05	02 <sup>2</sup>	01'	06'	15
	do	121	5	25	05	02 <sup>2</sup>	01'	06'	15		do	121	5	25	05	02 <sup>2</sup>	01'	06'	15	do	121	5	25	05	02 <sup>2</sup>	01'	06'	15
	do	121	6	25	05	02 <sup>2</sup>	01'	06'	15		do	121	6	25	05	02 <sup>2</sup>	01'	06'	15	do	121	6	25	05	02 <sup>2</sup>	01'	06'	15
	do	121	7	25	05	02 <sup>2</sup>	01'	06'	15		do	121	7	25	05	02 <sup>2</sup>	01'	06'	15	do	121	7	25	05	02 <sup>2</sup>	01'	06'	15
	do	121	8	25	05	02 <sup>2</sup>	01'	06'	15		do	121	8	25	05	02 <sup>2</sup>	01'	06'	15	do	121	8	25	05	02 <sup>2</sup>	01'	06'	15
	do	122	1	25	05	02 <sup>2</sup>	01'	06'	15		do	122	1	25	05	02 <sup>2</sup>	01'	06'	15	do	122	1	25	05	02 <sup>2</sup>	01'	06'	15
	do	122	2	25	05	02 <sup>2</sup>	01'	06'	15		do	122	2	25	05	02 <sup>2</sup>	01'	06'	15	do	122	2	25	05	02 <sup>2</sup>	01'	06'	15
	do	122	3	25	05	02 <sup>2</sup>	01'	06'	15		do	122	3	25	05	02 <sup>2</sup>	01'	06'	15	do	122	3	25	05	02 <sup>2</sup>	01'	06'	15
	do	122	4	25	05	02 <sup>2</sup>	01'	06'	15		do	122	4	25	05	02 <sup>2</sup>	01'	06'	15	do	122	4	25	05	02 <sup>2</sup>	01'	06'	15
	do	122	5	25	05	02 <sup>2</sup>	01'	06'	15		do	122	5	25	05	02 <sup>2</sup>	01'	06'	15	do	122	5	25	05	02 <sup>2</sup>	01'	06'	15
	do	122	6	25	05	02 <sup>2</sup>	01'	06'	15		do	122	6	25	05	02 <sup>2</sup>	01'	06'	15	do	122	6	25	05	02 <sup>2</sup>	01'	06'	15
	do	122	7	25	05	02 <sup>2</sup>	01'	06'	15		do	122	7	25	05	02 <sup>2</sup>	01'	06'	15	do	122	7	25	05	02 <sup>2</sup>	01'	06'	15
	do	122	8	25	05	02 <sup>2</sup>	01'	06'	15		do	122	8	25	05	02 <sup>2</sup>	01'	06'	15	do	122	8	25	05	02 <sup>2</sup>	01'	06'	15
	do	123	2	50	10	05	02 <sup>2</sup>	12 <sup>2</sup>	30		do	123	2	50	10	05	02 <sup>2</sup>	12 <sup>2</sup>	30	do	123	2	50	10	05	02 <sup>2</sup>	12 <sup>2</sup>	30
	do	123	3	50	10	05	02 <sup>2</sup>	12 <sup>2</sup>	30		do	123	3	50	10	05	02 <sup>2</sup>	12 <sup>2</sup>	30	do	123	3	50	10	05	02 <sup>2</sup>	12 <sup>2</sup>	30
	do	123	4	50	10	05	02 <sup>2</sup>	12 <sup>2</sup>	30		do	123	4	50	10	05	02 <sup>2</sup>	12 <sup>2</sup>	30	do	123	4	50	10	05	02 <sup>2</sup>	12 <sup>2</sup>	30
	do	123	5	50	10	05	02 <sup>2</sup>	12 <sup>2</sup>	30		do	123	5	50	10	05	02 <sup>2</sup>	12 <sup>2</sup>	30	do	123	5	50	10	05	02 <sup>2</sup>	12 <sup>2</sup>	30
	do	123	6	50	10	05	02 <sup>2</sup>	12 <sup>2</sup>	30		do	123	6	50	10	05	02 <sup>2</sup>	12 <sup>2</sup>	30	do	123	6	50	10	05	02 <sup>2</sup>	12 <sup>2</sup>	30
	do	123	7	50	10	05	02 <sup>2</sup>	12 <sup>2</sup>	30		do	123	7	50	10	05	02 <sup>2</sup>	12 <sup>2</sup>	30	do	123	7	50	10	05	02 <sup>2</sup>	12 <sup>2</sup>	30
	do	124	1	50	10	05	02 <sup>2</sup>	12 <sup>2</sup>	30		do	124	1	50	10	05	02 <sup>2</sup>	12 <sup>2</sup>	30	do	124	1	50	10	05	02 <sup>2</sup>	12 <sup>2</sup>	30
	do	124	2	50	10	05	02 <sup>2</sup>	12 <sup>2</sup>	30		do	124	2	50	10	05	02 <sup>2</sup>	12 <sup>2</sup>	30	do	124	2	50	10	05	02 <sup>2</sup>	12 <sup>2</sup>	30
	do	124	3	50	10	05	02 <sup>2</sup>	12 <sup>2</sup>	30		do	124	3	50	10	05	02 <sup>2</sup>	12 <sup>2</sup>	30	do	124	3	50	10	05	02 <sup>2</sup>	12 <sup>2</sup>	30
	do	124	4	50	10	05	02 <sup>2</sup>	12 <sup>2</sup>	30		do	124	4	50	10	05	02 <sup>2</sup>	12 <sup>2</sup>	30	do	124	4	50	10	05	02 <sup>2</sup>	12 <sup>2</sup>	30

Amounts carried forward

497.45 99.49 49.74 24.57 124.36 298.47 Amounts carried forward







Amount brot forward.	Town or City.	Block	Lot	Value.	County	School	Taxes			Total.	Amount brot forward.	Town or City.	Block
							Am't	Building					
	Northlands	137	8	55.25	111.05	55.52	27.74	138.81	3.33	15		Northlands	142
	do	138	1	25	05	02 <sup>2</sup>	01'	06"		15		do	142
	do	138	2	25	05	02 <sup>2</sup>	01'	06"		15		do	142
	do	138	3	25	05	02 <sup>2</sup>	01'	06"		15		do	143
	do	138	4	25	05	02 <sup>2</sup>	01'	06"		15		do	143
	do	138	5	25	05	02 <sup>2</sup>	01'	06"		15		do	143
	do	138	6	25	05	02 <sup>2</sup>	01'	06"		15		do	143
	do	138	7	25	05	02 <sup>2</sup>	01'	06"		15		do	143
	do	138	8	25	05	02 <sup>2</sup>	01'	06"		15		do	143
	do	139	1	25	05	02 <sup>2</sup>	01'	06"		15		do	143
	do	139	2	25	05	02 <sup>2</sup>	01'	06"		15		do	143
	do	139	3	25	05	02 <sup>2</sup>	01'	06"		15		do	144
	do	139	4	25	05	02 <sup>2</sup>	01'	06"		15		do	144
	do	139	5	25	05	02 <sup>2</sup>	01'	06"		15		do	144
	do	139	6	25	05	02 <sup>2</sup>	01'	06"		15		do	144
	do	139	7	25	05	02 <sup>2</sup>	01'	06"		15		do	144
	do	139	8	25	05	02 <sup>2</sup>	01'	06"		15		do	144
	do	140	3	25	05	02 <sup>2</sup>	01'	06"		15		do	144
	do	140	4	25	05	02 <sup>2</sup>	01'	06"		15		do	144
	do	140	7	25	05	02 <sup>2</sup>	01'	06"		15		do	145
	do	140	8	25	05	02 <sup>2</sup>	01'	06"		15		do	145
	do	141	1	50	10	05	02 <sup>2</sup>	12 <sup>2</sup>		30		do	145
	do	141	2	50	10	05	02 <sup>2</sup>	12 <sup>2</sup>		30		do	145
	do	141	3	50	10	05	02 <sup>2</sup>	12 <sup>2</sup>		30		do	146
	do	141	4	50	10	05	02 <sup>2</sup>	12 <sup>2</sup>		30		do	146
	do	141	5	50	10	05	02 <sup>2</sup>	12 <sup>2</sup>		30		do	146
	do	141	6	50	10	05	02 <sup>2</sup>	12 <sup>2</sup>		30		do	146
	do	141	7	50	10	05	02 <sup>2</sup>	12 <sup>2</sup>		30		do	146
	do	141	8	50	10	05	02 <sup>2</sup>	12 <sup>2</sup>		30		do	146
	do	142	1	50	10	05	02 <sup>2</sup>	12 <sup>2</sup>		30		do	146
	do	142	2	50	10	05	02 <sup>2</sup>	12 <sup>2</sup>		30		do	146
	do	142	3	50	10	05	02 <sup>2</sup>	12 <sup>2</sup>		30		do	148
Amounts carried forward.				54.00	113.20	56.60	28.30	141.50	33.60		Amounts carried forward.		



Town or City	Taxes						Amounts brot forward	Town or City	Taxes						
	Value	County	School	Sanitation	Building	Total			Block	Lot	Value	County	School	Sanitation	Building
Harrods	56600	11320	5660	2830	14150	339 1/10	Amounts brot forward	Harrods	58550	11710	5855	2927 2/10	14637 2/10	351 3/10	
do	50	10	05	02 2/10	12 2/10	30	do	148	2	100	20	10	05	25	60
do	50	10	05	02 2/10	12 2/10	30	do	148	3	100	20	10	05	25	60
do	50	10	05	02 2/10	12 2/10	30	do	148	4	100	20	10	05	25	60
do	50	10	05	03 2/10	12 2/10	30	do	148	5	75	15	07 2/10	03 3/10	18 3/10	45
do	50	10	05	02 2/10	12 2/10	30	do	148	6	75	15	07 2/10	03 3/10	18 3/10	45
do	50	10	05	02 2/10	12 2/10	30	do	148	7	75	15	07 2/10	03 3/10	18 3/10	45
do	50	10	05	02 2/10	12 2/10	30	do	148	8	75	15	07 2/10	03 3/10	18 3/10	45
do	50	10	05	02 2/10	12 2/10	30	do	152	1	75	15	07 2/10	03 3/10	18 3/10	45
do	50	10	05	02 2/10	12 2/10	30	do	152	2	75	15	07 2/10	03 3/10	18 3/10	45
do	50	10	05	02 2/10	12 2/10	30	do	152	3	75	15	07 2/10	03 3/10	18 3/10	45
do	50	10	05	02 2/10	12 2/10	30	do	152	6	50	10	05	02 2/10	12 2/10	30
do	50	10	05	02 2/10	12 2/10	30	do	152	7	50	10	05	02 2/10	12 2/10	30
do	50	10	05	02 2/10	12 2/10	30	do	152	8	50	10	05	02 2/10	12 2/10	30
do	50	10	05	02 2/10	12 2/10	30	do	154	1	50	10	05	02 2/10	12 2/10	30
do	50	10	05	02 2/10	12 2/10	30	do	154	3	50	10	05	02 2/10	12 2/10	30
do	50	10	05	02 2/10	12 2/10	30	do	154	4	50	10	05	02 2/10	12 2/10	30
do	50	10	05	02 2/10	12 2/10	30	do	155	1	25	05	02 2/10	01' 06"	15	
do	50	10	05	02 2/10	12 2/10	30	do	155	2	25	05	02 2/10	01' 06"	15	
do	50	10	05	02 2/10	12 2/10	30	do	155	3	25	05	02 2/10	01' 06"	15	
do	75	15	07 2/10	03 3/10	18 3/10	45	do	155	4	25	05	02 2/10	01' 06"	15	
do	75	15	07 2/10	03 3/10	18 3/10	45	do	155	5	25	05	02 2/10	01' 06"	15	
do	75	15	07 2/10	03 3/10	18 3/10	45	do	155	6	25	05	02 2/10	01' 06"	15	
do	75	15	07 2/10	03 3/10	18 3/10	45	do	155	7	25	05	02 2/10	01' 06"	15	
do	75	15	07 2/10	03 3/10	18 3/10	45	do	155	8	25	05	02 2/10	01' 06"	15	
do	75	15	07 2/10	03 3/10	18 3/10	45	do	156	3	25	05	02 2/10	01' 06"	15	
do	75	15	07 2/10	03 3/10	18 3/10	45	do	156	4	25	05	02 2/10	01' 06"	15	
do	75	15	07 2/10	03 3/10	18 3/10	45	do	156	5	25	05	02 2/10	01' 06"	15	
do	75	15	07 2/10	03 3/10	18 3/10	45	do	156	6	25	05	02 2/10	01' 06"	15	
do	75	15	07 2/10	03 3/10	18 3/10	45	do	156	7	25	05	02 2/10	01' 06"	15	
do	75	15	07 2/10	03 3/10	18 3/10	45	do	156	8	25	05	02 2/10	01' 06"	15	
do	75	15	07 2/10	03 3/10	18 3/10	45	do	157	1	25	05	02 2/10	01' 06"	15	
do	100	20	10	05	25	60	do	157	2	25	05	02 2/10	01' 06"	15	
ard,	58550	11710	5855	2927 2/10	14637 2/10	351 3/10	Amounts carried forward,		60.075	120.15	60.072	30.033	150.183	360.45	



Town, or City.	Block.	Lot.	Value.	Taxes						Town, or City.	No.			
				County	School	Sanitorial	Building	Total						
Amounts brot forward.	Portland	157	3	60.075	120.15	60.075	30.035	15.115	36.0	45	amounts brot forward.	Portland	141	6
	do	157	4	25	05	02 <sup>2</sup>	01'	06'		15		do	141	7
	do	157	5	25	05	02 <sup>2</sup>	01'	06'		15		do	141	8
	do	157	6	25	05	02 <sup>2</sup>	01'	06'		15		do	142	7
	do	157	7	25	05	02 <sup>2</sup>	01'	06'		15		do	142	8
	do	157	8	25	05	02 <sup>2</sup>	01'	06'		15		do	143	1
	do	158	1	25	05	02 <sup>2</sup>	01'	06'		15		do	143	2
	do	158	2	25	05	02 <sup>2</sup>	01'	06'		15		do	143	3
	do	158	3	25	05	02 <sup>2</sup>	01'	06'		15		do	143	4
	do	158	4	25	05	02 <sup>2</sup>	01'	06'		15		do	143	5
	do	158	5	25	05	02 <sup>2</sup>	01'	06'		15		do	143	6
	do	158	6	25	05	02 <sup>2</sup>	01'	06'		15		do	143	7
	do	158	7	25	05	02 <sup>2</sup>	01'	06'		15		do	143	8
	do	158	8	25	05	02 <sup>2</sup>	01'	06'		15		do	144	2
	do	159	2	25	05	02 <sup>2</sup>	01'	06'		15		do	144	3
	do	159	3	25	05	02 <sup>2</sup>	01'	06'		15		do	144	4
	do	159	4	25	05	02 <sup>2</sup>	01'	06'		15		do	144	5
	do	159	7	25	05	02 <sup>2</sup>	01'	06'		15		do	144	6
	do	159	8	25	05	02 <sup>2</sup>	01'	06'		15		do	144	7
	do	160	1	25	05	02 <sup>2</sup>	01'	06'		15		do	144	8
	do	160	2	25	05	02 <sup>2</sup>	01'	06'		15		do	145	1
	do	160	3	25	05	02 <sup>2</sup>	01'	06'		15		do	145	2
	do	160	4	25	05	02 <sup>2</sup>	01'	06'		15		do	145	3
	do	160	5	25	05	02 <sup>2</sup>	01'	06'		15		do	145	4
	do	160	6	25	05	02 <sup>2</sup>	01'	06'		15		do	145	5
	do	160	7	25	05	02 <sup>2</sup>	01'	06'		15		do	145	6
	do	160	8	25	05	02 <sup>2</sup>	01'	06'		15		do	145	7
	do	161	1	50	10	05	02 <sup>2</sup>	12 <sup>2</sup>		30		do	147	1
	do	161	2	50	10	05	02 <sup>2</sup>	12 <sup>2</sup>		30		do	147	2
	do	161	3	50	10	05	02 <sup>2</sup>	12 <sup>2</sup>		30		do	147	3
	do	161	4	50	10	05	02 <sup>2</sup>	12 <sup>2</sup>		30		do	148	1
	do	161	5	50	10	05	02 <sup>2</sup>	12 <sup>2</sup>		30		do	148	2
Amounts Carried forward.				61.000	122.00	61.00	30.50	152.50	366.00		Amounts Carried forward.			



City	Lot	Value	Taxes				Total
			County	School	Similtone	Building	

Town, or City	Block	Lot	Value	Taxes				Total
				County	School	Similtone	Building	

161	6	50	10	05	02 <sup>2</sup>	12 <sup>2</sup>	30
161	7	50	10	05	02 <sup>2</sup>	12 <sup>2</sup>	30
161	8	50	10	05	02 <sup>2</sup>	12 <sup>2</sup>	30
162	7	50	10	05	02 <sup>2</sup>	12 <sup>2</sup>	30
162	8	50	10	05	02 <sup>2</sup>	12 <sup>2</sup>	30
163	1	50	10	05	02 <sup>2</sup>	12 <sup>2</sup>	30
163	2	50	10	05	02 <sup>2</sup>	12 <sup>2</sup>	30
163	3	50	10	05	02 <sup>2</sup>	12 <sup>2</sup>	30
163	4	50	10	05	02 <sup>2</sup>	12 <sup>2</sup>	30
163	5	50	10	05	02 <sup>2</sup>	12 <sup>2</sup>	30
163	6	50	10	05	02 <sup>2</sup>	12 <sup>2</sup>	30
163	7	50	10	05	02 <sup>2</sup>	12 <sup>2</sup>	30
163	8	50	10	05	02 <sup>2</sup>	12 <sup>2</sup>	30
162	2	50	10	05	02 <sup>2</sup>	12 <sup>2</sup>	30
163	3	50	10	05	02 <sup>2</sup>	12 <sup>2</sup>	30
163	4	50	10	05	02 <sup>2</sup>	12 <sup>2</sup>	30
163	5	50	10	05	02 <sup>2</sup>	12 <sup>2</sup>	30
163	6	50	10	05	02 <sup>2</sup>	12 <sup>2</sup>	30
163	7	50	10	05	02 <sup>2</sup>	12 <sup>2</sup>	30
163	8	50	10	05	02 <sup>2</sup>	12 <sup>2</sup>	30
163	1	75	15	07 <sup>2</sup>	03 <sup>3</sup>	18 <sup>3</sup>	45
163	2	75	15	07 <sup>2</sup>	03 <sup>3</sup>	18 <sup>3</sup>	45
163	5	75	15	07 <sup>2</sup>	03 <sup>3</sup>	18 <sup>3</sup>	45
163	6	75	15	07 <sup>2</sup>	03 <sup>3</sup>	18 <sup>3</sup>	45
163	7	75	15	07 <sup>2</sup>	03 <sup>3</sup>	18 <sup>3</sup>	45
163	8	75	15	07 <sup>2</sup>	03 <sup>3</sup>	18 <sup>3</sup>	45
163	6	75	15	07 <sup>2</sup>	03 <sup>3</sup>	18 <sup>3</sup>	45
163	11	75	15	07 <sup>2</sup>	03 <sup>3</sup>	18 <sup>3</sup>	45
163	12	75	15	07 <sup>2</sup>	03 <sup>3</sup>	18 <sup>3</sup>	45
163	17	50	10	05	02 <sup>2</sup>	12 <sup>2</sup>	30
163	18	75	15	07 <sup>2</sup>	03 <sup>3</sup>	18 <sup>3</sup>	45
163	19	75	15	07 <sup>2</sup>	03 <sup>3</sup>	18 <sup>3</sup>	45

amount brot forward								Portland	118	3	75	15	07 <sup>2</sup>	03 <sup>3</sup>	18 <sup>3</sup>	45
								do	118	5	50	10	05	02 <sup>2</sup>	12 <sup>2</sup>	30
								do	169	1	75	15	07 <sup>2</sup>	03 <sup>3</sup>	18 <sup>3</sup>	45
								do	169	2	75	15	07 <sup>2</sup>	03 <sup>3</sup>	18 <sup>3</sup>	45
								do	169	5	50	10	05	02 <sup>2</sup>	12 <sup>2</sup>	30
								do	169	6	50	10	05	02 <sup>2</sup>	12 <sup>2</sup>	30
								do	170	1	75	15	07 <sup>2</sup>	03 <sup>3</sup>	18 <sup>3</sup>	45
								do	170	3	75	15	07 <sup>2</sup>	03 <sup>3</sup>	18 <sup>3</sup>	45
								do	170	4	75	15	07 <sup>2</sup>	03 <sup>3</sup>	18 <sup>3</sup>	45
								do	170	5	50	10	05	02 <sup>2</sup>	12 <sup>2</sup>	30
								do	170	6	50	10	05	02 <sup>2</sup>	12 <sup>2</sup>	30
								do	170	7	50	10	05	02 <sup>2</sup>	12 <sup>2</sup>	30
								do	171	1	75	15	07 <sup>2</sup>	03 <sup>3</sup>	18 <sup>3</sup>	45
								do	171	2	75	15	07 <sup>2</sup>	03 <sup>3</sup>	18 <sup>3</sup>	45
								do	171	3	75	15	07 <sup>2</sup>	03 <sup>3</sup>	18 <sup>3</sup>	45
								do	171	4	75	15	07 <sup>2</sup>	03 <sup>3</sup>	18 <sup>3</sup>	45
								do	171	5	50	10	05	02 <sup>2</sup>	12 <sup>2</sup>	30
								do	171	6	50	10	05	02 <sup>2</sup>	12 <sup>2</sup>	30
								do	171	7	50	10	05	02 <sup>2</sup>	12 <sup>2</sup>	30
								do	171	8	50	10	05	02 <sup>2</sup>	12 <sup>2</sup>	30
								do	173	3	75	15	07 <sup>2</sup>	03 <sup>3</sup>	18 <sup>3</sup>	45
								do	173	4	75	15	07 <sup>2</sup>	03 <sup>3</sup>	18 <sup>3</sup>	45
								do	173	5	50	10	05	02 <sup>2</sup>	12 <sup>2</sup>	30
								do	173	6	50	10	05	02 <sup>2</sup>	12 <sup>2</sup>	30
								do	173	7	50	10	05	02 <sup>2</sup>	12 <sup>2</sup>	30
								do	173	8	50	10	05	02 <sup>2</sup>	12 <sup>2</sup>	30
								do	174	2	75	15	07 <sup>2</sup>	03 <sup>3</sup>	18 <sup>3</sup>	45
								do	174	5	50	10	05	02 <sup>2</sup>	12 <sup>2</sup>	30
								do	175	3	75	15	07 <sup>2</sup>	03 <sup>3</sup>	18 <sup>3</sup>	45
								do	175	4	75	15	07 <sup>2</sup>	03 <sup>3</sup>	18 <sup>3</sup>	45
								do	175	8	50	10	05	02 <sup>2</sup>	12 <sup>2</sup>	30
								do	176	1	50	10	05	02 <sup>2</sup>	12 <sup>2</sup>	30

62,875 125,75 62,87 31,43 15,71 377 25  
 Amounts carried forward, 64,850 129,70 64,85 32,42 16,12 389.10



Amounts brot forward.	Town, or City.	Taxes								Total	Town, or City	Bl.	
		Black.	Lat.	Value.	County	School	Parish	Building	Other				
	Port Harde	176	2	50	10	05	02 <sup>2</sup>	12 <sup>2</sup>	30	30	amounts brot forward	Port Harde	184
	do	176	3	50	10	05	02 <sup>2</sup>	12 <sup>2</sup>	30	30		do	184
	do	176	4	50	10	05	02 <sup>2</sup>	12 <sup>2</sup>	30	30		do	184
	do	176	5	40	08	04	02	10	24	24		do	185
	do	176	6	40	08	04	02	10	24	24		do	185
	do	176	7	40	08	04	02	10	24	24		do	185
	do	177	2	50	10	05	02 <sup>2</sup>	12 <sup>2</sup>	30	30		do	185
	do	177	3	50	10	05	02 <sup>2</sup>	12 <sup>2</sup>	30	30		do	185
	do	177	4	50	10	05	02 <sup>2</sup>	12 <sup>2</sup>	30	30		do	185
	do	177	5	40	08	04	02	10	24	24		do	185
	do	177	6	40	08	04	02	10	24	24		do	185
	do	177	7	40	08	04	02	10	24	24		do	185
	do	177	8	40	08	04	02	10	24	24		do	186
	do	178	1	50	10	05	02 <sup>2</sup>	12 <sup>2</sup>	30	30		do	186
	do	178	2	50	10	05	02 <sup>2</sup>	12 <sup>2</sup>	30	30		do	186
	do	178	3	50	10	05	02 <sup>2</sup>	12 <sup>2</sup>	30	30		do	186
	do	178	4	50	10	05	02 <sup>2</sup>	12 <sup>2</sup>	30	30		do	186
	do	178	5	40	08	04	02	10	24	24		do	186
	do	178	6	40	08	04	02	10	24	24		do	186
	do	178	7	40	08	04	02	10	24	24		do	187
	do	178	8	40	08	04	02	10	24	24		do	187
	do	182	3	50	10	05	02 <sup>2</sup>	12 <sup>2</sup>	30	30		do	187
	do	182	5	40	08	04	02	10	24	24		do	187
	do	182	6	40	08	04	02	10	24	24		do	187
	do	182	7	40	08	04	02	10	24	24		do	187
	do	182	8	40	08	04	02	10	24	24		do	187
	do	183	2	50	10	05	02 <sup>2</sup>	12 <sup>2</sup>	30	30		do	187
	do	184	1	50	10	05	02 <sup>2</sup>	12 <sup>2</sup>	30	30		do	188
	do	184	2	50	10	05	02 <sup>2</sup>	12 <sup>2</sup>	30	30		do	188
	do	184	3	50	10	05	02 <sup>2</sup>	12 <sup>2</sup>	30	30		do	188
	do	184	4	50	10	05	02 <sup>2</sup>	12 <sup>2</sup>	30	30		do	188
	do	184	5	40	08	04	02	10	24	24		do	188
Amounts Carried forward.				11,290	132,58	16,29	33,14 <sup>2</sup>	115,72 <sup>2</sup>	397,74		amounts Carried forward,		



Lot	Value	Taxes				Total
		County	School	Sanitary	Building	

Town or City	Block	Lot	Value	Taxes				Total
				County	School	Sanitary	Building	

4	61290	13258	6629	3314	16572	397	74	amounts brot forward	Portland	188	4	40	08	04	02	10	24
7	40	08	04	02	10		24		do	188	7	40	08	04	02	10	24
8	40	08	04	02	10		24		do	188	8	40	08	04	02	10	24
1	50	10	05	02	12		30		do	190	1	30	06	03	01	07	18
2	50	10	05	02	12		30		do	190	2	30	06	03	01	07	18
3	50	10	05	02	12		30		do	190	3	30	06	03	01	07	18
4	50	10	05	02	12		30		do	190	4	30	06	03	01	07	18
5	40	08	04	02	10		24		do	190	5	30	06	03	01	07	18
6	40	08	04	02	10		24		do	190	6	30	06	03	01	07	18
7	40	08	04	02	10		24		do	190	7	30	06	03	01	07	18
8	40	08	04	02	10		24		do	190	8	30	06	03	01	07	18
1	50	10	05	02	12		30		do	191	1	25	05	02	01	06	15
2	50	10	05	02	12		30		do	191	2	25	05	02	01	06	15
3	50	10	05	02	12		30		do	191	3	25	05	02	01	06	15
4	50	10	05	02	12		30		do	191	4	25	05	02	01	06	15
5	40	08	04	02	10		24		do	191	5	25	05	02	01	06	15
6	40	08	04	02	10		24		do	191	6	25	05	02	01	06	15
7	40	08	04	02	10		24		do	191	7	25	05	02	01	06	15
8	40	08	04	02	10		24		do	191	8	25	05	02	01	06	15
1	50	10	05	02	12		30		do	192	3	25	05	02	01	06	15
2	50	10	05	02	12		30		do	192	4	25	05	02	01	06	15
3	50	10	05	02	12		30		do	192	7	25	05	02	01	06	15
4	50	10	05	02	12		30		do	192	8	25	05	02	01	06	15
5	40	08	04	02	10		24		do	193	1	25	05	02	01	06	15
6	40	08	04	02	10		24		do	193	2	25	05	02	01	06	15
7	40	08	04	02	10		24		do	193	3	25	05	02	01	06	15
8	40	08	04	02	10		24		do	193	4	25	05	02	01	06	15
1	40	08	04	02	10		24		do	193	5	25	05	02	01	06	15
2	40	08	04	02	10		24		do	193	6	25	05	02	01	06	15
3	40	08	04	02	10		24		do	193	7	25	05	02	01	06	15
4	40	08	04	02	10		24		do	193	8	25	05	02	01	06	15
5	40	08	04	02	10		24		do	194	1	25	05	02	01	06	15

67690	13538	6769	3354	16922	406	14	amounts carried forward	18575	13715	1857	3428	17143	411	145
-------	-------	------	------	-------	-----	----	-------------------------	-------	-------	------	------	-------	-----	-----



Amounts bro't forward.	Town or City.	Block.	Lot.	Value.	County.	Taxes			Total	Amounts bro't forward.	Town or City.	Block.
						School	Sanitary	Building				
	Portland	194	2	68575 13715	18.57	31.28	17.48	4.11	45		Portland	199
	do	194	3	25 05	02 <sup>2</sup>	01'	06''		15		do	199
	do	194	4	25 05	02 <sup>2</sup>	01'	06''		15		do	199
	do	194	5	25 05	02 <sup>2</sup>	01'	06''		15		do	199
	do	194	6	25 05	02 <sup>2</sup>	01'	06''		15		do	200
	do	194	7	25 05	02 <sup>2</sup>	01'	06''		15		do	200
	do	194	8	25 05	02 <sup>2</sup>	01'	06''		15		do	200
	do	195	1	20 04	02	01	05		12		do	200
	do	195	2	20 04	02	01	05		12		do	200
	do	<del>195</del> 3	20 04	02	01	05		12		do	200	
	do	195	5	20 04	02	01	05		12		do	200
	do	195	6	20 04	02	01	05		12		do	200
	do	195	7	20 04	02	01	05		12		do	201
	do	195	8	20 04	02	01	05		12		do	201
	do	196	3	25 05	02 <sup>2</sup>	01'	06''		15		do	201
	do	196	4	25 05	02 <sup>2</sup>	01'	06''		15		do	201
	do	196	5	25 05	02 <sup>2</sup>	01'	06''		15		do	201
	do	196	6	25 05	02 <sup>2</sup>	01'	06''		15		do	201
	do	196	7	25 05	02 <sup>2</sup>	01'	06''		15		do	201
	do	196	8	25 05	02 <sup>2</sup>	01'	06''		15		do	202
	do	198	1	25 05	02 <sup>2</sup>	01'	06''		15		do	202
	do	198	2	25 05	02 <sup>2</sup>	01'	06''		15		do	202
	do	198	3	25 05	02 <sup>2</sup>	01'	06''		15		do	202
	do	198	4	25 05	02 <sup>2</sup>	01'	06''		15		do	202
	do	198	5	25 05	02 <sup>2</sup>	01'	06''		15		do	202
	do	198	6	25 05	02 <sup>2</sup>	01'	06''		15		do	202
	do	198	7	25 05	02 <sup>2</sup>	01'	06''		15		do	202
	do	198	8	25 05	02 <sup>2</sup>	01'	06''		15		do	203
	do	199	1	25 05	02 <sup>2</sup>	01'	06''		15		do	203
	do	199	2	25 05	02 <sup>2</sup>	01'	06''		15		do	203
	do	199	3	25 05	02 <sup>2</sup>	01'	06''		15		do	203
	do	199	4	25 05	02 <sup>2</sup>	01'	06''		15		do	203
Amounts Carried forward.				19,340 138,65	19.34	34.67	17,335	416.04		Amount Carried forward		







Town or City	Block	Lot	Value	Taxes					Total	Amount brot forward	Town or City		
				County	School	Territorial	Building						
Amount brot forward	Portland	212	7	71.015	142.03	71.012	35.503	177.533	424	09	amount brot forward	Portland	216
	do	212	8	25	05	02 <sup>2</sup>	01'	06'		15		do	216
	do	213	1	25	05	02 <sup>2</sup>	01'	06'		15		do	216
	do	213	2	25	05	02 <sup>2</sup>	01'	06'		15		do	217
	do	213	3	25	05	02 <sup>2</sup>	01'	06'		15		do	217
	do	213	4	25	05	02 <sup>2</sup>	01'	06'		15		do	217
	do	213	5	25	05	02 <sup>2</sup>	01'	06'		15		do	217
	do	213	6	25	05	02 <sup>2</sup>	01'	06'		15		do	217
	do	213	7	25	05	02 <sup>2</sup>	01'	06'		15		do	217
	do	213	8	25	05	02 <sup>2</sup>	01'	06'		15		do	217
	do	214	1	25	05	02 <sup>2</sup>	01'	06'		15		do	217
	do	214	2	25	05	02 <sup>2</sup>	01'	06'		15		do	219
	do	214	3	25	05	02 <sup>2</sup>	01'	06'		15		do	219
	do	214	4	25	05	02 <sup>2</sup>	01'	06'		15		do	219
	do	214	5	25	05	02 <sup>2</sup>	01'	06'		15		do	219
	do	214	6	25	05	02 <sup>2</sup>	01'	06'		15		do	219
	do	214	7	25	05	02 <sup>2</sup>	01'	06'		15		do	219
	do	214	8	25	05	02 <sup>2</sup>	01'	06'		15		do	219
	do	215	1	25	05	02 <sup>2</sup>	01'	06'		15		do	219
	do	215	2	25	05	02 <sup>2</sup>	01'	06'		15		do	220
	do	215	3	25	05	02 <sup>2</sup>	01'	06'		15		do	220
	do	215	4	25	05	02 <sup>2</sup>	01'	06'		15		do	220
	do	215	5	25	05	02 <sup>2</sup>	01'	06'		15		do	220
	do	215	6	25	05	02 <sup>2</sup>	01'	06'		15		do	220
	do	215	7	25	05	02 <sup>2</sup>	01'	06'		15		do	220
	do	215	8	25	05	02 <sup>2</sup>	01'	06'		15		do	220
	do	216	1	25	05	02 <sup>2</sup>	01'	06'		15		do	220
	do	216	2	25	05	02 <sup>2</sup>	01'	06'		15		do	223
	do	216	3	25	05	02 <sup>2</sup>	01'	06'		15		do	223
	do	216	4	25	05	02 <sup>2</sup>	01'	06'		15		do	223
	do	216	5	25	05	02 <sup>2</sup>	01'	06'		15		do	223
Amount carried forward				71.790	143.58	71.79	35.509	179.47	430	74	amount carried forward		



Taxes  
 Block Lot Value County School Territorial Building Total

Taxes  
 Block Lot Value County School Territorial Building Total

Block	Lot	Value	County	School	Territorial	Building	Total	Town or City	Block	Lot	Value	County	School	Territorial	Building	Total
amounts brot forward.								Portland	223	5	72.565	14.513	72.562	36.281	181.41	435.39
1	25	05	02 <sup>2</sup>	01'	06'	15		do	223	6	25	05	02 <sup>2</sup>	01'	06'	15
7	25	05	02 <sup>2</sup>	01'	06'	15		do	223	7	25	05	02 <sup>2</sup>	01'	06'	15
8	25	05	02 <sup>2</sup>	01'	06'	15		do	223	8	25	05	02 <sup>2</sup>	01'	06'	15
1	25	05	02 <sup>2</sup>	01'	06'	15		do	223	8	25	05	02 <sup>2</sup>	01'	06'	15
2	25	05	02 <sup>2</sup>	01'	06'	15		do	225	5	20	04	02	01	05	12
3	25	05	02 <sup>2</sup>	01'	06'	15		do	225	6	20	04	02	01	05	12
4	25	05	02 <sup>2</sup>	01'	06'	15		do	225	7	20	04	02	01	05	12
5	25	05	02 <sup>2</sup>	01'	06'	15		do	225	8	20	04	02	01	05	12
6	25	05	02 <sup>2</sup>	01'	06'	15		do	226	1	20	04	02	01	05	12
7	25	05	02 <sup>2</sup>	01'	06'	15		do	226	2	20	04	02	01	05	12
8	25	05	02 <sup>2</sup>	01'	06'	15		do	226	3	20	04	02	01	05	12
1	25	05	02 <sup>2</sup>	01'	06'	15		do	226	4	20	04	02	01	05	12
2	25	05	02 <sup>2</sup>	01'	06'	15		do	226	5	20	04	02	01	05	12
3	25	05	02 <sup>2</sup>	01'	06'	15		do	226	6	20	04	02	01	05	12
4	25	05	02 <sup>2</sup>	01'	06'	15		do	226	7	20	04	02	01	05	12
5	25	05	02 <sup>2</sup>	01'	06'	15		do	226	8	20	04	02	01	05	12
6	25	05	02 <sup>2</sup>	01'	06'	15		do	227	1	20	04	02	01	05	12
7	25	05	02 <sup>2</sup>	01'	06'	15		do	227	2	20	04	02	01	05	12
8	25	05	02 <sup>2</sup>	01'	06'	15		do	227	3	20	04	02	01	05	12
1	25	05	02 <sup>2</sup>	01'	06'	15		do	227	4	20	04	02	01	05	12
2	25	05	02 <sup>2</sup>	01'	06'	15		do	227	5	20	04	02	01	05	12
3	25	05	02 <sup>2</sup>	01'	06'	15		do	227	6	20	04	02	01	05	12
4	25	05	02 <sup>2</sup>	01'	06'	15		do	227	7	20	04	02	01	05	12
5	25	05	02 <sup>2</sup>	01'	06'	15		do	227	8	20	04	02	01	05	12
6	25	05	02 <sup>2</sup>	01'	06'	15		do	228	1	20	04	02	01	05	12
7	25	05	02 <sup>2</sup>	01'	06'	15		do	228	2	20	04	02	01	05	12
8	25	05	02 <sup>2</sup>	01'	06'	15		do	228	3	20	04	02	01	05	12
1	25	05	02 <sup>2</sup>	01'	06'	15		do	228	4	20	04	02	01	05	12
2	25	05	02 <sup>2</sup>	01'	06'	15		do	228	5	20	04	02	01	05	12
3	25	05	02 <sup>2</sup>	01'	06'	15		do	228	6	20	04	02	01	05	12
4	25	05	02 <sup>2</sup>	01'	06'	15		do	228	7	20	04	02	01	05	12

72.565 145.13 72.562 36.281 181.41 435.39 amounts carried forward. 73.205 146.41 73.202 36.60 183.01 439.23



Taxes

Town or City	Block	Lot	Value	County	Taxes				Total	Town or City	Block	Lot
					School	Distric	Building					
amounts brot forward -			73205	14641	7320	3660	18301	439	23			
Portland	228	8	20	04	02	01	05	12		amounts brot forward,	Portland	228
do	229	1	20	04	02	01	05	12			do	228
do	229	2	20	04	02	01	05	12			do	228
do	229	3	20	04	02	01	05	12			do	228
do	229	4	20	04	02	01	05	12			do	228
do	229	5	20	04	02	01	05	12			do	228
do	229	6	20	04	02	01	05	12			do	228
do	229	7	20	04	02	01	05	12			do	228
do	229	8	20	04	02	01	05	12			do	228
do	230	1	20	04	02	01	05	12			do	230
do	230	2	20	04	02	01	05	12			do	230
do	230	3	20	04	02	01	05	12			do	230
do	230	4	20	04	02	01	05	12			do	230
do	230	5	20	04	02	01	05	12			do	230
do	230	6	20	04	02	01	05	12			do	230
do	230	7	20	04	02	01	05	12			do	230
do	230	8	20	04	02	01	05	12			do	230
do	231	1	20	04	02	01	05	12			do	231
do	231	2	20	04	02	01	05	12			do	231
do	231	3	20	04	02	01	05	12			do	231
do	231	4	20	04	02	01	05	12			do	231
do	231	5	20	04	02	01	05	12			do	231
do	231	6	20	04	02	01	05	12			do	231
do	231	7	20	04	02	01	05	12			do	231
do	231	8	20	04	02	01	05	12			do	231
do	233	1	20	04	02	01	05	12			do	233
do	233	2	20	04	02	01	05	12			do	233
do	233	3	20	04	02	01	05	12			do	233
do	233	4	20	04	02	01	05	12			do	233
do	233	5	20	04	02	01	05	12			do	233
do	233	6	20	04	02	01	05	12			do	233

Amounts forward

73825 14765 7382 3660 18456 44295

Amounts carried forward,



Block	Taxes						
	Lot	Value	County	School	Simmons	Building	Total
233	7	20	4	2	1	5	12
233	8	20	4	2	1	5	12
234	1	10	2	1	0 <sup>2</sup>	2 <sup>2</sup>	06
234	2	10	2	1	0 <sup>2</sup>	2 <sup>2</sup>	06
234	3	10	2	1	0 <sup>2</sup>	2 <sup>2</sup>	06
234	4	10	2	1	0 <sup>2</sup>	2 <sup>2</sup>	06
234	5	10	2	1	0 <sup>2</sup>	2 <sup>2</sup>	06
234	6	10	2	1	0 <sup>2</sup>	2 <sup>2</sup>	06
234	7	10	2	1	0 <sup>2</sup>	2 <sup>2</sup>	06
234	8	10	2	1	0 <sup>2</sup>	2 <sup>2</sup>	06
235	1	10	2	1	0 <sup>2</sup>	2 <sup>2</sup>	06
235	2	10	2	1	0 <sup>2</sup>	2 <sup>2</sup>	06
235	3	10	2	1	0 <sup>2</sup>	2 <sup>2</sup>	06
235	4	10	2	1	0 <sup>2</sup>	2 <sup>2</sup>	06
235	5	10	2	1	0 <sup>2</sup>	2 <sup>2</sup>	06
235	6	10	2	1	0 <sup>2</sup>	2 <sup>2</sup>	06
235	7	10	2	1	0 <sup>2</sup>	2 <sup>2</sup>	06
235	8	10	2	1	0 <sup>2</sup>	2 <sup>2</sup>	06
236	1	10	2	1	0 <sup>2</sup>	2 <sup>2</sup>	06
236	2	10	2	1	0 <sup>2</sup>	2 <sup>2</sup>	06
236	3	10	2	1	0 <sup>2</sup>	2 <sup>2</sup>	06
236	4	10	2	1	0 <sup>2</sup>	2 <sup>2</sup>	06
236	5	10	2	1	0 <sup>2</sup>	2 <sup>2</sup>	06
236	6	10	2	1	0 <sup>2</sup>	2 <sup>2</sup>	06
236	7	10	2	1	0 <sup>2</sup>	2 <sup>2</sup>	06
236	8	10	2	1	0 <sup>2</sup>	2 <sup>2</sup>	06
237	1	10	2	1	0 <sup>2</sup>	2 <sup>2</sup>	06
237	2	10	2	1	0 <sup>2</sup>	2 <sup>2</sup>	06
237	3	10	2	1	0 <sup>2</sup>	2 <sup>2</sup>	06
237	4	10	2	1	0 <sup>2</sup>	2 <sup>2</sup>	06
237	5	10	2	1	0 <sup>2</sup>	2 <sup>2</sup>	06

Taxes				Total			
County	School	Simmons	Building				
amounts brot forward							
74.155	14831	74.15	37.07	186.38	444 93		
Northland	237	6	10	2	1	2 <sup>2</sup>	06
do	237	7	10	2	1	2 <sup>2</sup>	06
do	237	8	10	2	1	2 <sup>2</sup>	06
do	238	1	10	2	1	2 <sup>2</sup>	06
do	238	2	10	2	1	2 <sup>2</sup>	06
do	238	3	10	2	1	2 <sup>2</sup>	06
do	238	4	10	2	1	2 <sup>2</sup>	06
do	238	5	10	2	1	2 <sup>2</sup>	06
do	238	6	10	2	1	2 <sup>2</sup>	06
do	238	7	10	2	1	2 <sup>2</sup>	06
do	238	8	10	2	1	2 <sup>2</sup>	06
do	239	1	10	2	1	2 <sup>2</sup>	06
do	239	2	10	2	1	2 <sup>2</sup>	06
do	239	3	10	2	1	2 <sup>2</sup>	06
do	239	4	10	2	1	2 <sup>2</sup>	06
do	239	5	10	2	1	2 <sup>2</sup>	06
do	239	6	10	2	1	2 <sup>2</sup>	06
do	239	7	10	2	1	2 <sup>2</sup>	06
do	239	8	10	2	1	2 <sup>2</sup>	06
do	240	1	10	2	1	2 <sup>2</sup>	06
do	240	2	10	2	1	2 <sup>2</sup>	06
do	240	3	10	2	1	2 <sup>2</sup>	06
do	240	4	10	2	1	2 <sup>2</sup>	06
do	240	5	10	2	1	2 <sup>2</sup>	06
do	240	6	10	2	1	2 <sup>2</sup>	06
do	240	7	10	2	1	2 <sup>2</sup>	06
do	240	8	10	2	1	2 <sup>2</sup>	06
do	241	1	10	2	1	2 <sup>2</sup>	06
do	241	2	10	2	1	2 <sup>2</sup>	06
do	241	3	10	2	1	2 <sup>2</sup>	06
do	241	4	10	2	1	2 <sup>2</sup>	06

74.155 14831 74.15 37.07 186.38 444 93 Amounts carried forward, 74.465 14893 74.46 37.23 186.16 446 79



Amounts brot forward.	Town or City	Block	Lot	Value	Taxes				Total	Amounts brot forward.	Town or City	Block
					County	School	Demerit	Building				
	Portland	241	5	74465	14873	7446	3725	186.18	44.6	79.66	Portland	241
	do	241	6	10	2	1	2	2		06	do	241
	do	241	7	10	2	1	2	2		06	do	241
	do	241	8	10	2	1	2	2		06	do	241
	do	242	1	10	2	1	2	2		06	do	241
	do	242	2	10	2	1	2	2		06	do	241
	do	242	3	10	2	1	2	2		06	do	241
	do	242	4	10	2	1	2	2		06	do	241
	do	242	5	10	2	1	2	2		06	do	247
	do	242	6	10	2	1	2	2		06	do	247
	do	242	7	10	2	1	2	2		06	do	247
	do	242	8	10	2	1	2	2		06	do	247
	do	243	3	10	2	1	2	2		06	do	247
	do	243	4	10	2	1	2	2		06	do	247
	do	243	5	10	2	1	2	2		06	do	247
	do	243	6	10	2	1	2	2		06	do	247
	do	244	2	10	2	1	2	2		06	do	248
	do	244	3	10	2	1	2	2		06	do	248
	do	244	4	10	2	1	2	2		06	do	248
	do	244	5	10	2	1	2	2		06	do	248
	do	244	6	10	2	1	2	2		06	do	248
	do	244	7	10	2	1	2	2		06	do	248
	do	244	8	10	2	1	2	2		06	do	248
	do	245	1	10	2	1	2	2		06	do	248
	do	245	2	10	2	1	2	2		06	do	249
	do	245	3	10	2	1	2	2		06	do	249
	do	245	4	10	2	1	2	2		06	do	249
	do	245	5	10	2	1	2	2		06	do	249
	do	245	6	10	2	1	2	2		06	do	249
	do	245	7	10	2	1	2	2		06	do	249
	do	245	8	10	2	1	2	2		06	do	249
Amounts carried forward.				744775	14955	7477	3735	186.93	448.65		Amounts carried forward.	



Lot	Value	Taxes				Total	Town or City	Block	Lots	Value	Taxes				Total									
		County	School	Distric	Building						County	School	Distric	Building										
Amounts bro't forward																								
1	74775	14955	7477	3738	18693	448	65	Portland	249	8	75085	15017	7508	3752	18771	450	57							
2	10		1	2	2		06	do	250	1	10	2	1	2	2		06							
3	10		1	2	2		06	do	250	2	10	2	1	2	2		06							
4	10		1	2	2		06	do	250	3	10	2	1	2	2		06							
5	10		1	2	2		06	do	250	4	10	2	1	2	2		06							
6	10		1	2	2		06	do	250	5	10	2	1	2	2		06							
7	10		1	2	2		06	do	250	6	10	2	1	2	2		06							
8	10		1	2	2		06	do	250	7	10	2	1	2	2		06							
1	10		1	2	2		06	do	250	8	10	2	1	2	2		06							
2	10		1	2	2		06	do	251	1	10	2	1	2	2		06							
3	10		1	2	2		06	do	251	2	10	2	1	2	2		06							
4	10		1	2	2		06	do	251	3	10	2	1	2	2		06							
5	10		1	2	2		06	do	251	4	10	2	1	2	2		06							
6	10		1	2	2		06	do	251	5	10	2	1	2	2		06							
7	10		1	2	2		06	do	251	6	10	2	1	2	2		06							
8	10		1	2	2		06	do	251	7	10	2	1	2	2		06							
1	10		1	2	2		06	do	251	8	10	2	1	2	2		06							
2	10		1	2	2		06	do	252	1	10	2	1	2	2		06							
3	10		1	2	2		06	do	252	2	10	2	1	2	2		06							
4	10		1	2	2		06	do	252	3	10	2	1	2	2		06							
5	10		1	2	2		06	do	252	4	10	2	1	2	2		06							
6	10		1	2	2		06	do	252	5	10	2	1	2	2		06							
7	10		1	2	2		06	do	252	6	10	2	1	2	2		06							
8	10		1	2	2		06	do	252	7	10	2	1	2	2		06							
1	10		1	2	2		06	do	252	8	10	2	1	2	2		06							
2	10		1	2	2		06	do	253	3	10	2	1	2	2		06							
3	10		1	2	2		06	do	253	4	10	2	1	2	2		06							
4	10		1	2	2		06	do	253	5	10	2	1	2	2		06							
5	10		1	2	2		06	do	253	6	10	2	1	2	2		06							
6	10		1	2	2		06	do	254	1	10	2	1	2	2		06							
7	10		1	2	2		06	do	254	2	10	2	1	2	2		06							
Amounts carried forward,																								
75085						15017	7508	3754	18771	450	57	Amounts carried forward,						75395	15079	7539	3769	18843	452	37



Town or City	Block	Lot	Value	Taxes					Total	Name of Town		
				County	School	Municipal	Building					
Amounts brot forward,			75,395	150,79	75,39	37,69	188,45	4,52	37	Amounts brot forward		
Port Harrod	254	3	10	02						Port Harrod	259	2
do	254	4	10	2	1	2	2	06		do	259	3
do	254	5	10	2	1	2	2	06		do	259	4
do	254	6	10	2	1	2	2	06		do	259	5
do	254	7	10	2	1	2	2	06		do	259	6
do	254	8	10	2	1	2	2	06		do	259	7
do	256	1	10	2	1	2	2	06		do	259	8
do	256	2	10	2	1	2	2	06		do	260	1
do	256	3	10	2	1	2	2	06		do	260	2
do	256	4	10	2	1	2	2	06		do	260	3
do	256	5	10	2	1	2	2	06		do	260	4
do	256	6	10	2	1	2	2	06		do	260	5
do	256	7	10	2	1	2	2	06		do	260	6
do	256	8	10	2	1	2	2	06		do	260	7
do	257	1	10	2	1	2	2	06		do	260	8
do	257	2	10	2	1	2	2	06		do	261	1
do	257	3	10	2	1	2	2	06		do	261	2
do	257	4	10	2	1	2	2	06		do	261	3
do	257	5	10	2	1	2	2	06		do	261	4
do	257	6	10	2	1	2	2	06		do	261	5
do	257	7	10	2	1	2	2	06		do	261	6
do	257	8	10	2	1	2	2	06		do	261	7
do	258	1	10	2	1	2	2	06		do	261	8
do	258	2	10	2	1	2	2	06		do	262	1
do	258	3	10	2	1	2	2	06		do	262	2
do	258	4	10	2	1	2	2	06		do	262	3
do	258	5	10	2	1	2	2	06		do	262	4
do	258	6	10	2	1	2	2	06		do	262	5
do	258	7	10	2	1	2	2	06		do	262	6
do	258	8	10	2	1	2	2	06		do	262	7
do	259	1	10	2	1	2	2	06		do	262	8

Amounts Carried forward 75,705 151,41 75,70 37,85 189,26 4,54 23



Block	Duxley							Township	Block	Lot	Value	Duxley								
	Lot	Value	County	School	Ministerial	Building	Total					County	School	Ministerial	Building	Total				
		75.705	157.41	75.702	37.83	89.24	457.23	amounts brot forward,												
59	2	10	2	1	2	2	06	Postlewood	263	1	76.015	152.03	76.01	38.00	190.03	456.09				
59	3	10	2	1	2	2	06	do	263	2	10	2	1	2	2	06				
59	4	10	2	1	2	2	06	do	263	3	10	2	1	2	2	06				
59	5	10	2	1	2	2	06	do	263	4	10	2	1	2	2	06				
59	6	10	2	1	2	2	06	do	263	5	10	2	1	2	2	06				
59	7	10	2	1	2	2	06	do	263	6	10	2	1	2	2	06				
59	8	10	2	1	2	2	06	do	263	7	10	2	1	2	2	06				
60	1	10	2	1	2	2	06	do	263	8	10	2	1	2	2	06				
60	2	10	2	1	2	2	06	do	264	2	10	2	1	2	2	06				
60	3	10	2	1	2	2	06	do	264	3	10	2	1	2	2	06				
60	4	10	2	1	2	2	06	do	264	4	10	2	1	2	2	06				
60	5	10	2	1	2	2	06	do	264	5	10	2	1	2	2	06				
60	6	10	2	1	2	2	06	do	264	6	10	2	1	2	2	06				
60	7	10	2	1	2	2	06	do	264	7	10	2	1	2	2	06				
60	8	10	2	1	2	2	06	do	265	1	10	2	1	2	2	06				
61	1	10	2	1	2	2	06	do	265	2	10	2	1	2	2	06				
61	2	10	2	1	2	2	06	do	265	3	10	2	1	2	2	06				
61	3	10	2	1	2	2	06	do	265	4	10	2	1	2	2	06				
61	4	10	2	1	2	2	06	do	265	5	10	2	1	2	2	06				
61	5	10	2	1	2	2	06	do	265	6	10	2	1	2	2	06				
61	6	10	2	1	2	2	06	do	265	7	10	2	1	2	2	06				
61	7	10	2	1	2	2	06	do	265	8	10	2	1	2	2	06				
61	8	10	2	1	2	2	06	do	266	1	10	2	1	2	2	06				
62	1	10	2	1	2	2	06	do	266	2	10	2	1	2	2	06				
62	2	10	2	1	2	2	06	do	266	3	10	2	1	2	2	06				
62	3	10	2	1	2	2	06	do	266	4	10	2	1	2	2	06				
62	4	10	2	1	2	2	06	do	266	5	10	2	1	2	2	06				
62	5	10	2	1	2	2	06	do	266	6	10	2	1	2	2	06				
62	6	10	2	1	2	2	06	do	266	7	10	2	1	2	2	06				
62	7	10	2	1	2	2	06	do	266	8	10	2	1	2	2	06				
62	8	10	2	1	2	2	06	do	267	1	10	2	1	2	2	06				
		76.015	152.03	76.01	38.00	190.03	456.09	Amounts carried forward,				76.325	152.15	76.32	38.16	190.81	457.95			




Amounts brot. forward.	Township	Block	Lot	Value	Taxes				Total.	Amount brot. forward.	Township
					County	School	Demerit	Building			
Northlands	267	2	76.325	15265	76.322	38.112	190.512	457.95	Northlands	271	
do	267	3	10	2	1	2	22	06	do	271	
do	267	4	10	2	1	2	22	06	do	271	
do	267	5	10	2	1	2	22	06	do	271	
do	267	6	10	2	1	2	22	06	do	271	
do	267	7	10	2	1	2	22	06	do	271	
do	267	8	10	1	1	2	22	06	do	271	
do	268	2	10	2	1	2	22	06	do	272	
do	268	3	10	2	1	2	22	06	do	272	
do	268	5	10	2	1	2	22	06	do	272	
do	268	6	10	1	1	2	22	06	do	272	
do	268	7	10	2	1	2	22	06	do	272	
do	268	8	10	2	1	2	22	06	do	272	
do	269	1	10	2	1	2	22	06	do	272	
do	269	2	10	2	1	2	22	06	do	273	
do	269	3	10	2	1	2	22	06	do	273	
do	269	4	10	2	1	2	22	06	do	273	
do	269	5	10	2	1	2	22	06	do	273	
do	269	6	10	2	1	2	22	06	do	273	
do	269	7	10	2	1	2	22	06	do	273	
do	269	8	10	2	1	2	22	06	do	273	
do	270	1	10	2	1	2	22	06	do	273	
do	270	2	10	2	1	2	22	06	do	274	
do	270	3	10	2	1	2	22	06	do	274	
do	270	4	10	2	1	2	22	06	do	274	
do	270	5	10	2	1	2	22	06	do	274	
do	270	6	10	2	1	2	22	06	do	274	
do	270	7	10	2	1	2	22	06	do	274	
do	270	8	10	2	1	2	22	06	do	274	
do	271	1	10	2	1	2	22	06	do	274	
do	271	2	10	2	1	2	22	06	do	274	
Amounts carried forward.			76.635	15327	76.632	38.312	191.582	459.81	Total		




Blk.	Lot	Value	County	School	Rembert	Taxes	
						Building	Total
271	3	76.135 <sup>2</sup> 10	15327 <sup>2</sup>	76.13 <sup>2</sup> 1	38.31 <sup>2</sup> 2	19.58 <sup>2</sup> 2	459 81 56
271	4	10	2	1	2	2	56
271	5	10	2	1	2	2	56
271	6	10	2	1	2	2	56
271	7	10	2	1	2	2	56
271	8	10	2	1	2	2	56
272	1	10	2	1	2	2	56
272	2	10	2	1	2	2	56
272	3	10	2	1	2	2	56
272	4	10	2	1	2	2	56
272	5	10	2	1	2	2	56
272	6	10	2	1	2	2	56
272	7	10	2	1	2	2	56
272	8	10	2	1	2	2	56
273	1	10	2	1	2	2	56
273	2	10	2	1	2	2	56
273	3	10	2	1	2	2	56
273	4	10	2	1	2	2	56
273	5	10	2	1	2	2	56
273	6	10	2	1	2	2	56
273	7	10	2	1	2	2	56
273	8	10	2	1	2	2	56
274	1	10	2	1	2	2	56
274	2	10	2	1	2	2	56
274	3	10	2	1	2	2	56
274	4	10	2	1	2	2	56
274	5	10	2	1	2	2	56
274	6	10	2	1	2	2	56
274	7	10	2	1	2	2	56
274	8	10	2	1	2	2	56

76.935 15387 76.93 38.46 192.33 461.81










































Territory of Oregon }  
Washington County } Sh.

I hereby certify that the foregoing assessment Roll, returned by Richard E. Wiley County assessor to the Probate Court of Washington County, Territory of Oregon, was approved by said Court, this Seventh day of September A.D. Eighteen hundred and fifty two.

attest W. S. Caldwell

Clerk &c







Accepted Sept. 7. 1852.